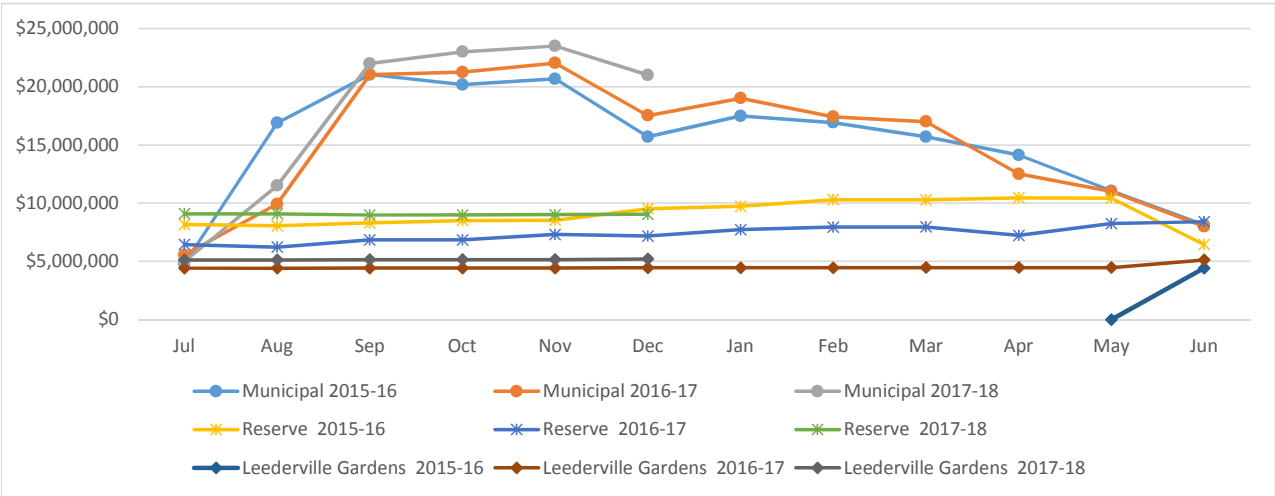


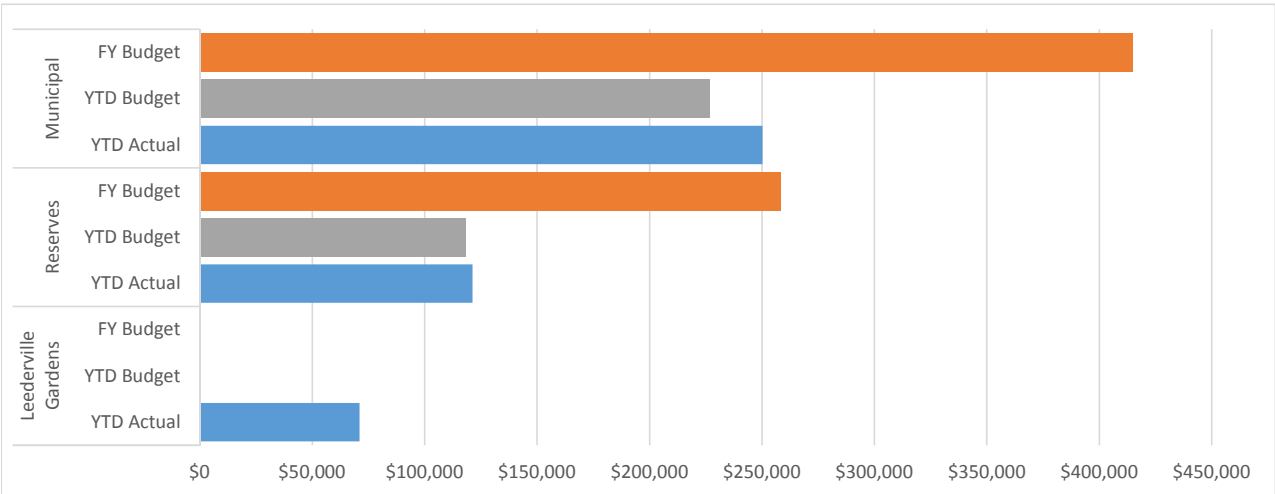
**CITY OF VINCENT  
INVESTMENT PERFORMANCE  
AS AT 31 DECEMBER 2017**



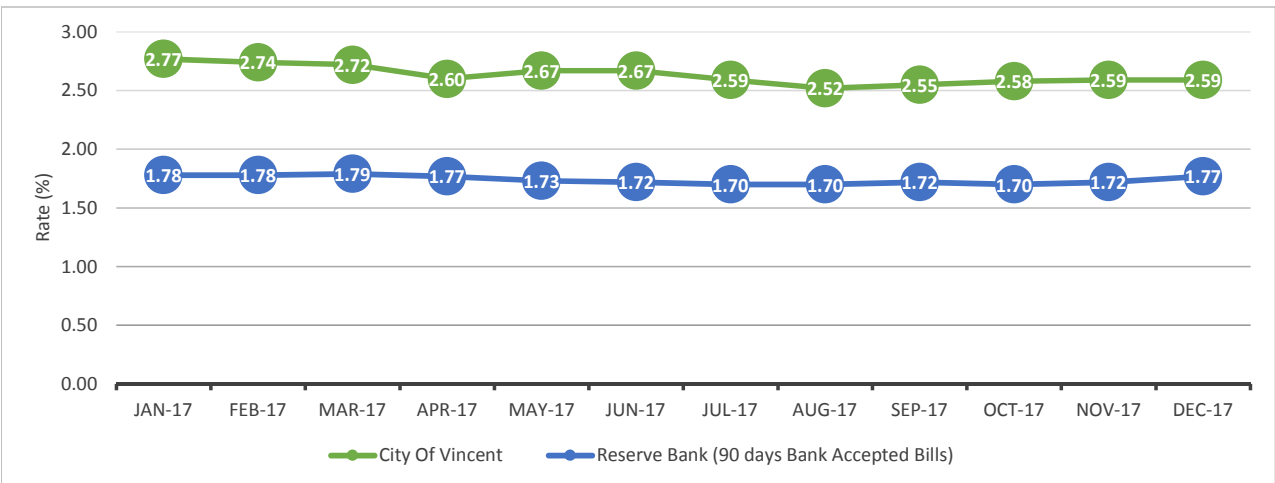
**FUNDS INVESTED OVER 3 YEARS**



**INTEREST EARNINGS**



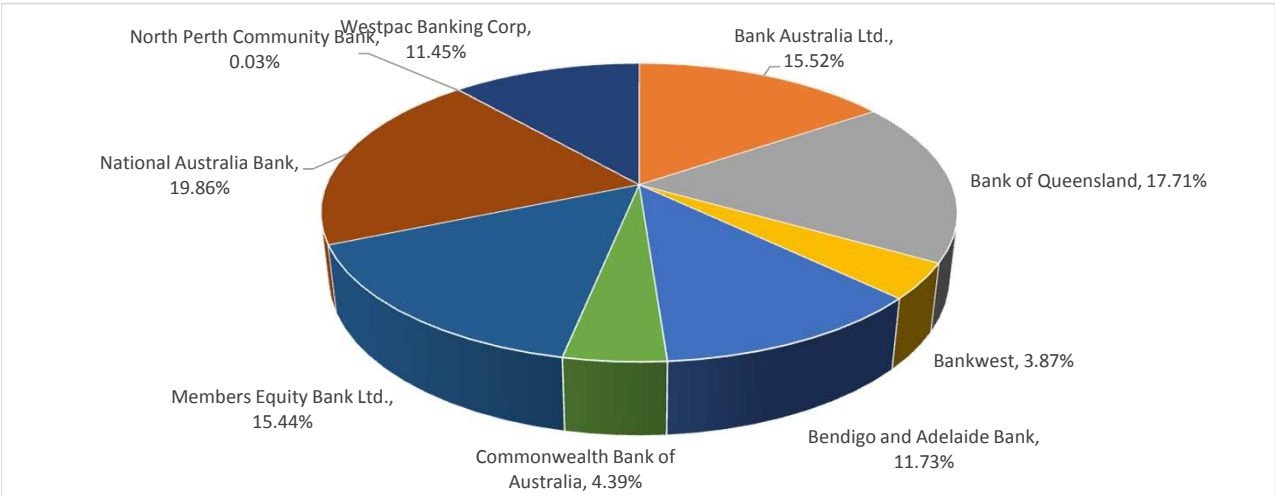
**INTEREST RATE COMPARISON**



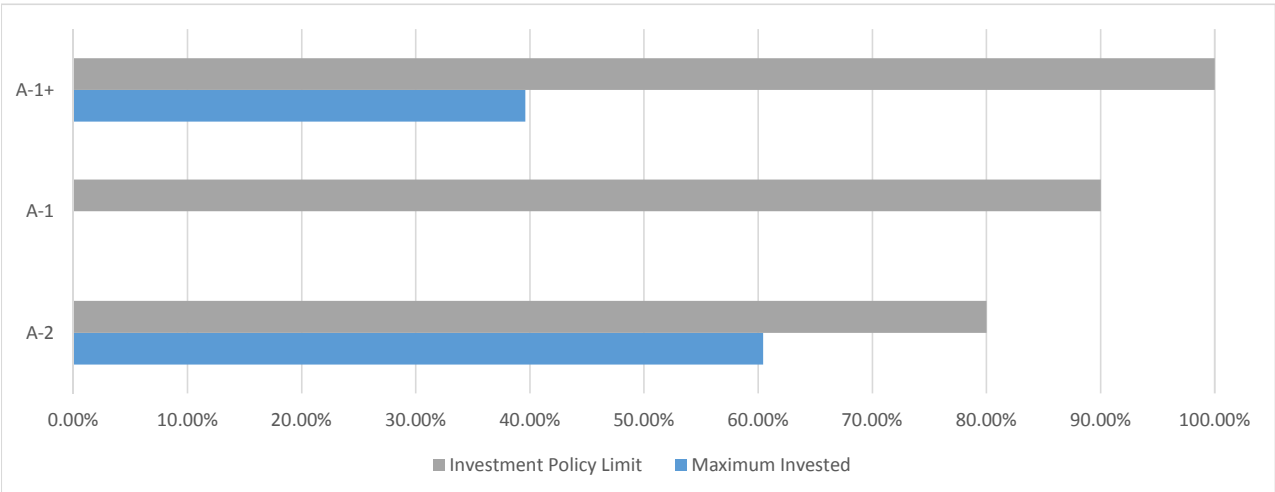
**CITY OF VINCENT  
INVESTMENT POLICY COMPLIANCE  
AS AT 31 DECEMBER 2017**



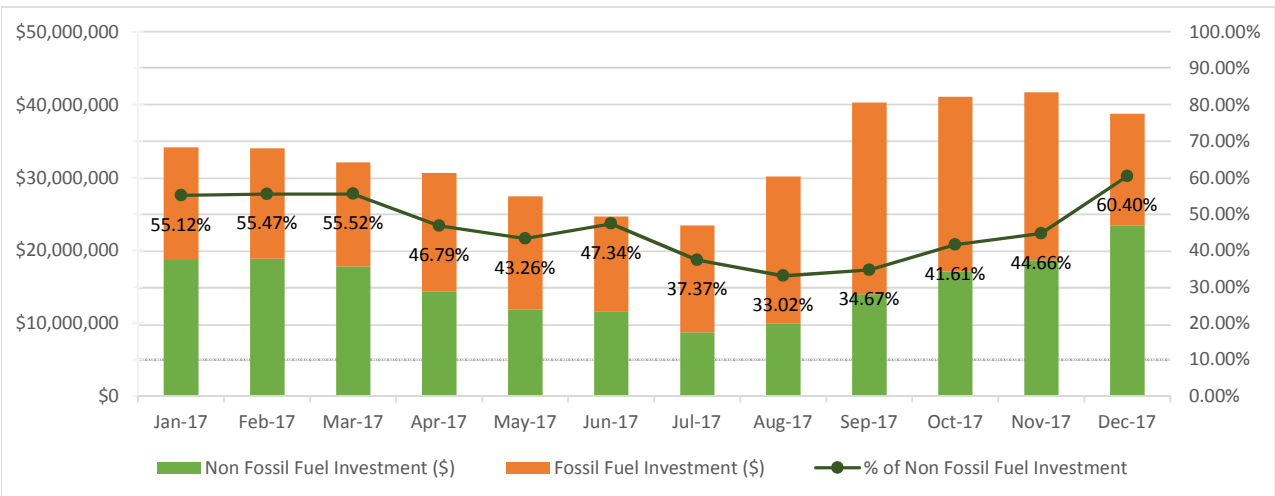
**TOTAL PORTFOLIO EXPOSURE**



**TOTAL CREDIT EXPOSURE**



**FOSSIL FUEL INVESTMENT**



**CITY OF VINCENT  
INVESTMENT PORTFOLIO  
AS AT 31 DECEMBER 2017**



	Municipal	Reserve	Trust	Leederville Gardens Inc Surplus Trust	Total	Total
	\$	\$	\$	\$	\$	%
<b>BY INVESTMENT HOLDINGS</b>						
Operating Accounts	1,482,270	62,340	158,085	0	1,702,695	4.4%
Term Deposits	21,000,000	9,047,290	1,800,000	5,207,099	37,054,389	95.6%
Shares	11,000	0	0	0	11,000	0.0%
	<b>22,493,270</b>	<b>9,109,630</b>	<b>1,958,085</b>	<b>5,207,099</b>	<b>38,768,084</b>	<b>100.0%</b>
<b>BY INSTITUTION</b>						
ANZ Banking Group	0	0	0	0	0	0.0%
Bank Australia Ltd.	5,500,000	516,398	0	0	6,016,398	15.5%
Bank of Queensland	4,500,000	2,365,651	0	0	6,865,651	17.7%
Bankwest	1,500,000	0	0	0	1,500,000	3.9%
Bendigo and Adelaide Bank	0	3,165,044	0	1,381,783	4,546,827	11.7%
Commonwealth Bank of Australia	1,482,270	62,340	158,085	0	1,702,695	4.4%
Members Equity Bank Ltd.	1,500,000	1,462,760	1,000,000	2,023,063	5,985,823	15.4%
National Australia Bank	7,500,000	200,000	0	0	7,700,000	19.9%
North Perth Community Bank	11,000	0	0	0	11,000	0.0%
Suncorp-Metway Ltd.	0	0	0	0	0	0.0%
Westpac Banking Corp	500,000	1,337,437	800,000	1,802,253	4,439,690	11.5%
	<b>22,493,270</b>	<b>9,109,630</b>	<b>1,958,085</b>	<b>5,207,099</b>	<b>38,768,084</b>	<b>100.0%</b>
<b>BY CREDIT RATINGS (SHORT-TERM ISSUE)</b>						
A-1+	10,982,270	1,599,777	958,085	1,802,253	15,342,385	39.6%
A-1	0	0	0	0	0	0.0%
A-2	11,511,000	7,509,853	1,000,000	3,404,846	23,425,699	60.4%
	<b>22,493,270</b>	<b>9,109,630</b>	<b>1,958,085</b>	<b>5,207,099</b>	<b>38,768,084</b>	<b>100.0%</b>
<b>BY TERMS</b>						
0-30 days	1,482,270	62,340	158,085	0	1,702,695	4.4%
31-90 days	0	0	0	0	0	0.0%
91-180 days	14,500,000	0	0	0	14,500,000	37.4%
181-270 days	6,500,000	0	500,000	0	7,000,000	18.1%
270-365 days	0	9,047,290	1,300,000	3,825,316	14,172,606	36.6%
> 1 year	11,000	0	0	1,381,783	1,392,783	3.6%
	<b>22,493,270</b>	<b>9,109,630</b>	<b>1,958,085</b>	<b>5,207,099</b>	<b>38,768,084</b>	<b>100.0%</b>
<b>BY MATURITY</b>						
0-30 days	4,482,270	762,340	158,085	0	5,402,695	13.9%
31-90 days	8,000,000	2,389,933	1,000,000	756,707	12,146,640	31.3%
91-180 days	10,000,000	1,936,773	300,000	1,381,783	13,618,556	35.1%
181-270 days	0	1,929,507	500,000	1,045,546	3,475,053	9.0%
270-365 days	0	2,091,077	0	2,023,063	4,114,140	10.6%
> 1 year	11,000	0	0	0	11,000	0.0%
	<b>22,493,270</b>	<b>9,109,630</b>	<b>1,958,085</b>	<b>5,207,099</b>	<b>38,768,084</b>	<b>100.0%</b>
<b>BY FOSSIL FUEL EXPOSURE</b>						
Fossil Fuel Lending	10,993,270	1,599,777	958,085	1,802,253	15,353,385	39.6%
Non Fossil Fuel Lending	11,500,000	7,509,853	1,000,000	3,404,846	23,414,699	60.4%
	<b>22,493,270</b>	<b>9,109,630</b>	<b>1,958,085</b>	<b>5,207,099</b>	<b>38,768,084</b>	<b>100.0%</b>

**CITY OF VINCENT  
INVESTMENT INTEREST EARNINGS  
AS AT 31 DECEMBER 2017**



	YTD 31/12/2017	YTD 31/12/2016	FY 2017/18	FY 2016/17
	\$	\$	\$	\$
<b>MUNICIPAL FUNDS</b>				
Budget	226,950	228,000	414,960	436,000
Interest Earnings	250,149	256,362	250,149	486,092
% Income to Budget	110.22%	112.44%	60.28%	111.49%
<b>RESERVE FUNDS</b>				
Budget	118,280	90,000	258,420	206,000
Interest Earnings	121,254	97,971	121,254	205,608
% Income to Budget	102.51%	108.86%	46.92%	99.81%
<b>LEEDERVILLE GARDENS INC SURPLUS TRUST</b>				
Budget	0	0	0	0
Interest Earnings	70,897	66,612	70,897	140,391
% Income to Budget	0.00%	0.00%	0.00%	0.00%
<b>TOTAL</b>				
Budget	345,230	318,000	673,380	642,000
Interest Earnings	442,300	420,945	442,300	832,091
% Income to Budget	128.12%	132.37%	65.68%	129.61%
Variance	97,070	102,945		190,091
% Variance to Budget	28.12%	32.37%		29.61%
<b>TOTAL (EXCL. LEEDERVILLE GARDENS INC SURPLUS TRUST)</b>				
Budget	345,230	318,000	673,380	642,000
Interest Earnings	371,403	354,333	371,403	691,700
% Income to Budget	107.58%	111.43%	55.16%	107.74%
Variance	26,173	36,333		49,700
% Variance to Budget	7.58%	11.43%		7.74%

**CITY OF VINCENT  
CURRENT INVESTMENT HOLDING  
AS AT 31 DECEMBER 2017**



Funds	Institution	Investment Date	Maturity Date	Term	Interest Rate	Principal \$
<b><u>OPERATING ACCOUNTS</u></b>						
Municipal	Commonwealth Bank of Australia					1,482,270
Reserve	Commonwealth Bank of Australia					62,340
Trust	Commonwealth Bank of Australia					158,085
<b>Total Operating Funds</b>						<b>1,702,695</b>

**SHARES**

Municipal	North Perth Community Bank	23/11/2001				11,000
<b>Total Shares</b>						<b>11,000</b>

**TERM DEPOSITS**

Reserve	Members Equity Bank Ltd.	10/01/2017	08/01/2018	363	2.80%	700,000
Municipal	National Australia Bank	14/09/2017	08/01/2018	116	2.53%	500,000
Municipal	National Australia Bank	14/09/2017	15/01/2018	123	2.53%	1,000,000
Municipal	National Australia Bank	14/09/2017	22/01/2018	130	2.54%	500,000
Municipal	National Australia Bank	14/09/2017	29/01/2018	137	2.54%	1,000,000
Reserve	Bendigo and Adelaide Bank	07/02/2017	05/02/2018	363	2.80%	500,000
Reserve	National Australia Bank	07/02/2017	05/02/2018	363	2.62%	200,000
Reserve	Westpac Banking Corp	09/03/2017	05/02/2018	333	2.80%	640,611
Municipal	National Australia Bank	14/09/2017	05/02/2018	144	2.54%	500,000
Reserve	Bank of Queensland	11/05/2017	12/02/2018	277	2.65%	524,661
Municipal	Members Equity Bank Ltd.	14/09/2017	12/02/2018	151	2.55%	1,000,000
Municipal	National Australia Bank	22/09/2017	19/02/2018	150	2.56%	500,000
Municipal	National Australia Bank	22/09/2017	26/02/2018	157	2.56%	1,000,000
Leederville Gardens Ir	Westpac Banking Corp	07/03/2017	01/03/2018	359	2.78%	756,707
Trust	Westpac Banking Corp	09/03/2017	06/03/2018	362	2.81%	500,000
Municipal	National Australia Bank	03/10/2017	06/03/2018	154	2.56%	500,000
Reserve	Bank of Queensland	11/05/2017	12/03/2018	305	2.65%	524,661
Trust	Members Equity Bank Ltd.	13/06/2017	13/03/2018	273	2.66%	500,000
Municipal	National Australia Bank	28/09/2017	13/03/2018	166	2.57%	1,000,000
Municipal	Bank of Queensland	14/09/2017	19/03/2018	186	2.55%	2,500,000
Municipal	National Australia Bank	10/10/2017	26/03/2018	167	2.55%	1,000,000
Municipal	Westpac Banking Corp	03/10/2017	03/04/2018	182	2.69%	500,000
Reserve	Bendigo and Adelaide Bank	11/05/2017	09/04/2018	333	2.65%	524,661
Municipal	Bank of Queensland	18/10/2017	09/04/2018	173	2.60%	1,000,000
Municipal	Bank Australia Ltd.	31/10/2017	16/04/2018	167	2.70%	500,000
Municipal	Bank of Queensland	18/10/2017	23/04/2018	187	2.60%	1,000,000
Municipal	Bank Australia Ltd.	09/11/2017	30/04/2018	172	2.70%	500,000
Reserve	Bendigo and Adelaide Bank	07/06/2017	07/05/2018	334	2.65%	715,286
Municipal	Bank Australia Ltd.	03/11/2017	07/05/2018	185	2.70%	1,000,000
Municipal	Bank Australia Ltd.	17/11/2017	14/05/2018	178	2.70%	500,000
Municipal	Bank Australia Ltd.	09/11/2017	21/05/2018	193	2.70%	1,000,000
Municipal	Members Equity Bank Ltd.	17/11/2017	28/05/2018	192	2.62%	500,000
Trust	Westpac Banking Corp	06/09/2017	04/06/2018	271	2.72%	300,000
Municipal	Bankwest	22/12/2017	05/06/2018	165	2.55%	1,000,000
Leederville Gardens Ir	Bendigo and Adelaide Bank	07/06/2017	12/06/2018	370	2.75%	1,381,783
Reserve	Bank of Queensland	25/07/2017	12/06/2018	322	2.70%	696,825
Municipal	Bankwest	22/12/2017	12/06/2018	172	2.55%	500,000
Municipal	Bank Australia Ltd.	22/12/2017	18/06/2018	178	2.70%	2,000,000
Reserve	Westpac Banking Corp	25/07/2017	10/07/2018	350	2.73%	696,825
Reserve	Bendigo and Adelaide Bank	08/08/2017	06/08/2018	363	2.70%	716,283
Trust	Members Equity Bank Ltd.	14/12/2017	03/09/2018	263	2.62%	500,000
Leederville Gardens Ir	Westpac Banking Corp	06/09/2017	06/09/2018	365	2.77%	1,045,546

**CITY OF VINCENT  
CURRENT INVESTMENT HOLDING  
AS AT 31 DECEMBER 2017**



<b>Funds</b>	<b>Institution</b>	<b>Investment Date</b>	<b>Maturity Date</b>	<b>Term</b>	<b>Interest Rate</b>	<b>Principal \$</b>
Reserve	Bank Australia Ltd.	14/09/2017	10/09/2018	361	2.80%	516,398
Reserve	Bank of Queensland	10/10/2017	09/10/2018	364	2.60%	619,503
Reserve	Bendigo and Adelaide Bank	09/11/2017	06/11/2018	362	2.65%	708,814
Leederville Gardens Ir	Members Equity Bank Ltd.	14/12/2017	03/12/2018	354	2.61%	2,023,062
Reserve	Members Equity Bank Ltd.	14/12/2017	10/12/2018	361	2.61%	762,760
<b>Total Term Deposits</b>						<b>37,054,389</b>
<b>Total Investment</b>						<b>38,768,084</b>