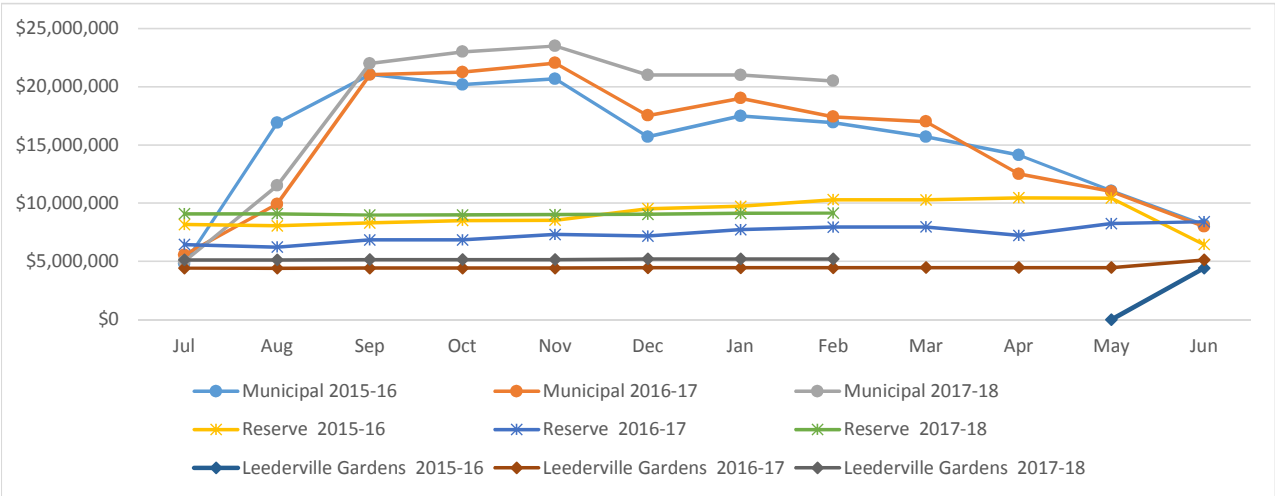


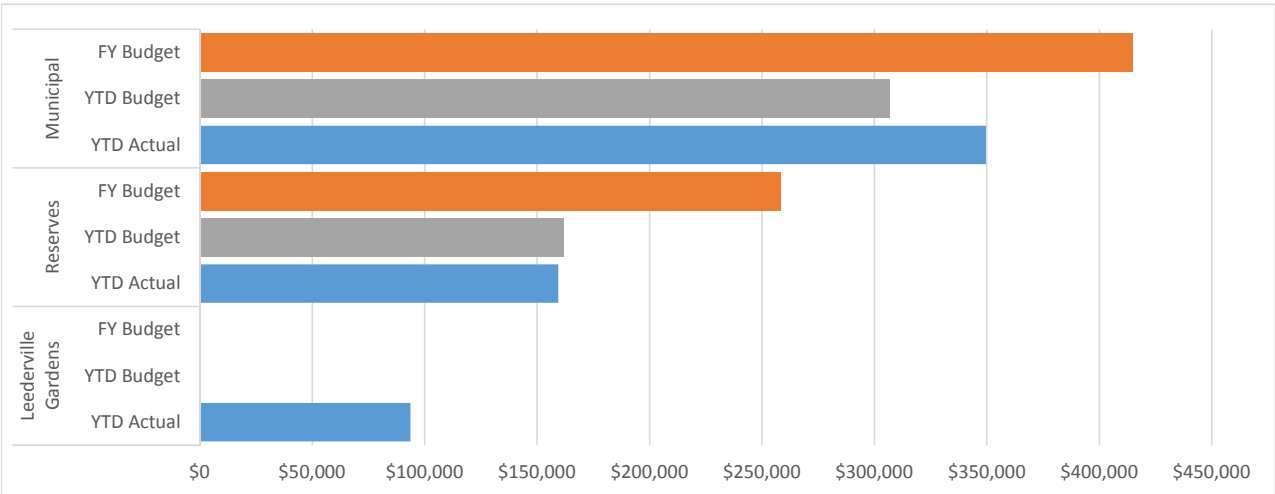
**CITY OF VINCENT
INVESTMENT PERFORMANCE
AS AT 28 FEBRUARY 2018**



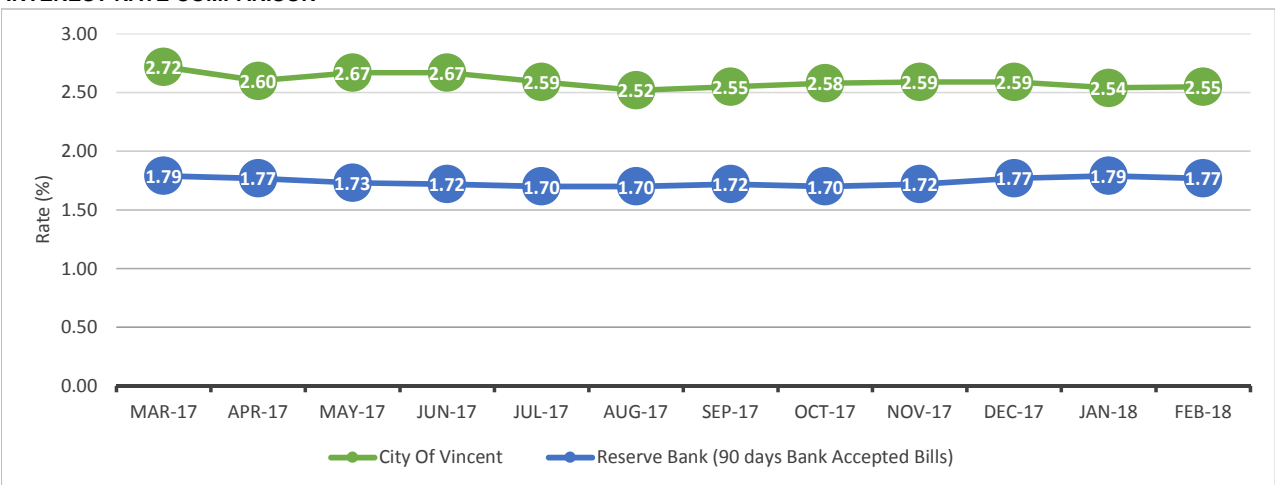
FUNDS INVESTED OVER 3 YEARS



INTEREST EARNINGS



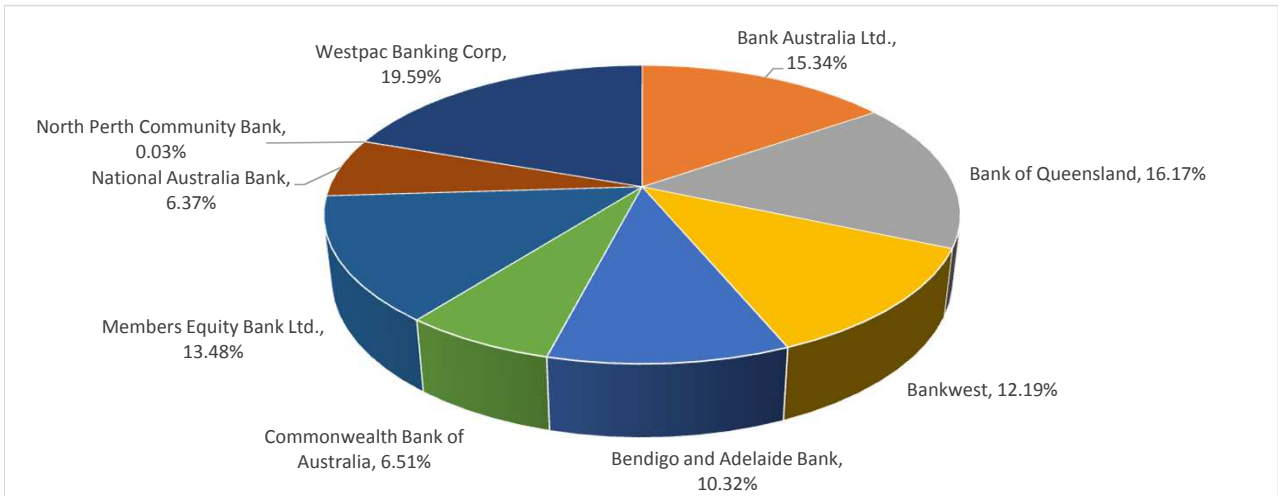
INTEREST RATE COMPARISON



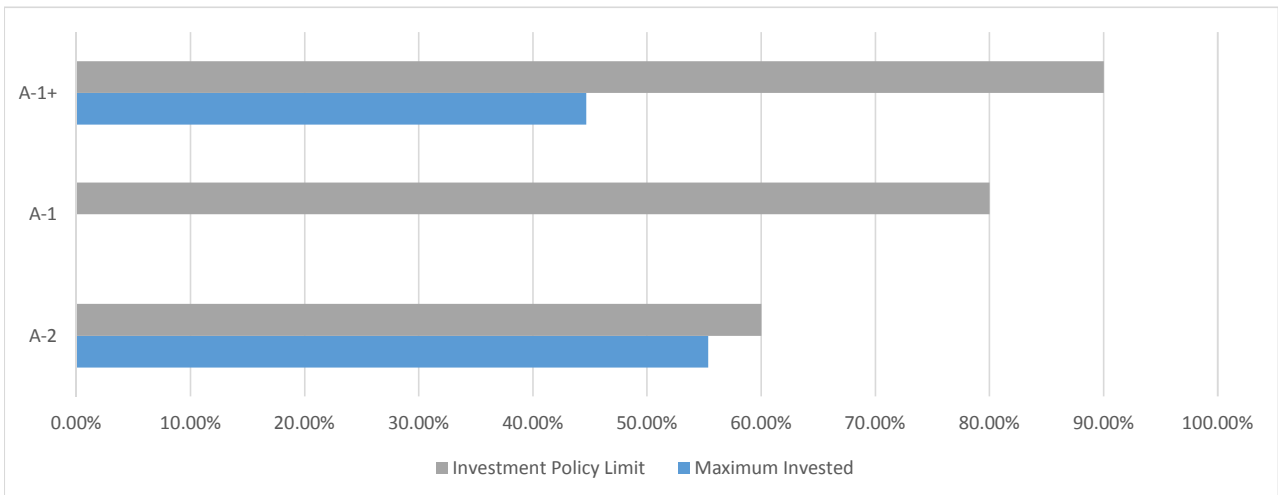
**CITY OF VINCENT
INVESTMENT POLICY COMPLIANCE
AS AT 28 FEBRUARY 2018**



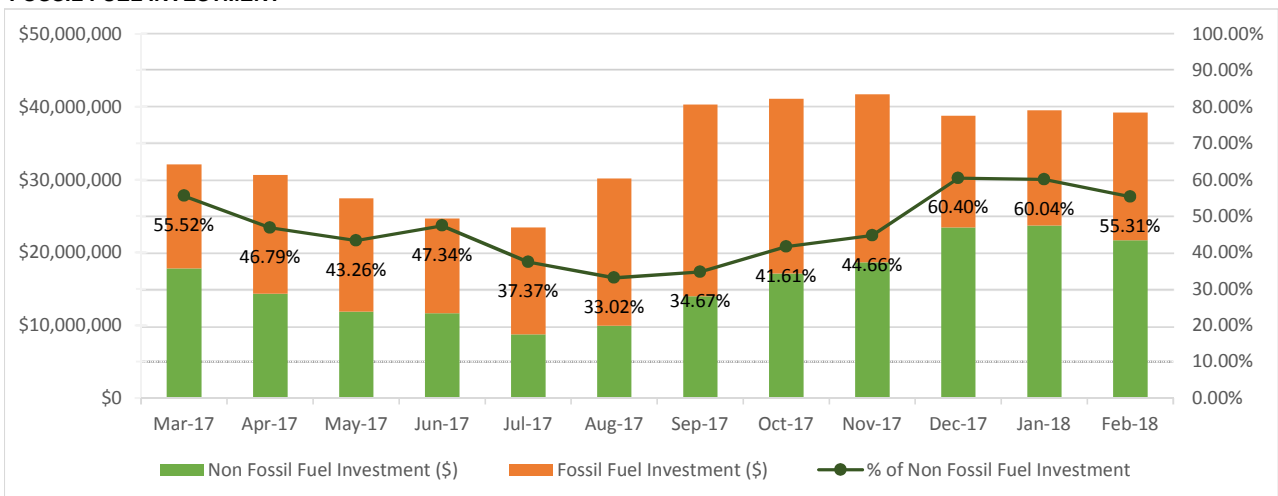
TOTAL PORTFOLIO EXPOSURE



TOTAL CREDIT EXPOSURE



FOSSIL FUEL INVESTMENT



**CITY OF VINCENT
INVESTMENT PORTFOLIO
AS AT 28 FEBRUARY 2018**



	Municipal	Reserve	Trust	Leederville Gardens Inc Surplus Trust	Total	Total
	\$	\$	\$	\$	\$	%
BY INVESTMENT HOLDINGS						
Operating Accounts	2,471,075	(76,285)	156,560	0	2,551,350	6.5%
Term Deposits	20,500,000	9,147,829	1,800,000	5,207,099	36,654,928	93.5%
Shares	11,000	0	0	0	11,000	0.0%
	22,982,075	9,071,544	1,956,560	5,207,099	39,217,278	100.0%
BY INSTITUTION						
ANZ Banking Group	0	0	0	0	0	0.0%
Bank Australia Ltd.	5,500,000	516,398	0	0	6,016,398	15.3%
Bank of Queensland	4,500,000	1,840,990	0	0	6,340,990	16.2%
Bankwest	4,000,000	782,110	0	0	4,782,110	12.2%
Bendigo and Adelaide Bank	0	2,665,044	0	1,381,783	4,046,827	10.3%
Commonwealth Bank of Australia	2,471,075	(76,285)	156,560	0	2,551,350	6.5%
Members Equity Bank Ltd.	1,500,000	762,760	1,000,000	2,023,063	5,285,823	13.5%
National Australia Bank	2,500,000	0	0	0	2,500,000	6.4%
North Perth Community Bank	11,000	0	0	0	11,000	0.0%
Suncorp-Metway Ltd.	0	0	0	0	0	0.0%
Westpac Banking Corp	2,500,000	2,580,527	800,000	1,802,253	7,682,780	19.6%
	22,982,075	9,071,544	1,956,560	5,207,099	39,217,278	100.0%
BY CREDIT RATINGS (SHORT-TERM ISSUE)						
A-1+	11,471,075	3,286,352	956,560	1,802,253	17,516,240	44.7%
A-1	0	0	0	0	0	0.0%
A-2	11,511,000	5,785,192	1,000,000	3,404,846	21,701,038	55.3%
	22,982,075	9,071,544	1,956,560	5,207,099	39,217,278	100.0%
BY TERMS						
0-30 days	2,471,075	(76,285)	156,560	0	2,551,350	6.5%
31-90 days	0	0	0	0	0	0.0%
91-180 days	14,000,000	782,110	0	0	14,782,110	37.7%
181-270 days	6,500,000	0	500,000	0	7,000,000	17.8%
270-365 days	0	8,365,719	1,300,000	3,825,316	13,491,035	34.4%
> 1 year	11,000	0	0	1,381,783	1,392,783	3.6%
	22,982,075	9,071,544	1,956,560	5,207,099	39,217,278	100.0%
BY MATURITY						
0-30 days	7,471,075	448,376	1,156,560	756,707	9,832,718	25.1%
31-90 days	6,500,000	1,239,947	0	0	7,739,947	19.7%
91-180 days	9,000,000	2,892,044	300,000	1,381,783	13,573,827	34.6%
181-270 days	0	1,844,715	500,000	1,045,546	3,390,261	8.6%
270-365 days	0	2,646,462	0	2,023,063	4,669,525	11.9%
> 1 year	11,000	0	0	0	11,000	0.0%
	22,982,075	9,071,544	1,956,560	5,207,099	39,217,278	100.0%
BY FOSSIL FUEL EXPOSURE						
Fossil Fuel Lending	11,482,075	3,286,352	956,560	1,802,253	17,527,240	44.7%
Non Fossil Fuel Lending	11,500,000	5,785,192	1,000,000	3,404,846	21,690,038	55.3%
	22,982,075	9,071,544	1,956,560	5,207,099	39,217,278	100.0%

**CITY OF VINCENT
INVESTMENT INTEREST EARNINGS
AS AT 28 FEBRUARY 2018**



	YTD 28/02/2018	YTD 28/02/2017	FY 2017/18	FY 2016/17
	\$	\$	\$	\$
MUNICIPAL FUNDS				
Budget	306,590	315,000	414,960	436,000
Interest Earnings	349,505	350,288	349,505	486,092
% Income to Budget	114.00%	111.20%	84.23%	111.49%
RESERVE FUNDS				
Budget	161,740	126,000	258,420	206,000
Interest Earnings	159,310	132,974	159,310	205,608
% Income to Budget	98.50%	105.53%	61.65%	99.81%
LEEDERVILLE GARDENS INC SURPLUS TRUST				
Budget	0	0	0	0
Interest Earnings	93,656	87,425	93,656	140,391
% Income to Budget	0.00%	0.00%	0.00%	0.00%
TOTAL				
Budget	468,330	441,000	673,380	642,000
Interest Earnings	602,471	570,687	602,471	832,091
% Income to Budget	128.64%	129.41%	89.47%	129.61%
Variance	134,141	129,687		190,091
% Variance to Budget	28.64%	29.41%		29.61%
TOTAL (EXCL. LEEDERVILLE GARDENS INC SURPLUS TRUST)				
Budget	468,330	441,000	673,380	642,000
Interest Earnings	508,815	483,262	508,815	691,700
% Income to Budget	108.64%	109.58%	75.56%	107.74%
Variance	40,485	42,262		49,700
% Variance to Budget	8.64%	9.58%		7.74%

**CITY OF VINCENT
CURRENT INVESTMENT HOLDING
AS AT 28 FEBRUARY 2018**



Funds	Institution	Investment Date	Maturity Date	Term	Interest Rate	Principal \$
<u>OPERATING ACCOUNTS</u>						
Municipal	Commonwealth Bank of Australia					2,471,075
Reserve	Commonwealth Bank of Australia					(76,285)
Trust	Commonwealth Bank of Australia					156,560
Total Operating Funds						2,551,350

SHARES

Municipal	North Perth Community Bank	23/11/2001				11,000
Total Shares						11,000

TERM DEPOSITS

Leederville Gardens Ir Trust	Westpac Banking Corp	07/03/2017	01/03/2018	359	2.78%	756,707
Municipal	Westpac Banking Corp	09/03/2017	06/03/2018	362	2.81%	500,000
Reserve	National Australia Bank	03/10/2017	06/03/2018	154	2.56%	500,000
Trust	Bank of Queensland	11/05/2017	12/03/2018	305	2.65%	524,661
Municipal	Members Equity Bank Ltd.	13/06/2017	13/03/2018	273	2.66%	500,000
Municipal	National Australia Bank	28/09/2017	13/03/2018	166	2.57%	1,000,000
Municipal	Bank of Queensland	14/09/2017	19/03/2018	186	2.55%	2,500,000
Municipal	National Australia Bank	10/10/2017	26/03/2018	167	2.55%	1,000,000
Municipal	Westpac Banking Corp	03/10/2017	03/04/2018	182	2.69%	500,000
Reserve	Bendigo and Adelaide Bank	11/05/2017	09/04/2018	333	2.65%	524,661
Municipal	Bank of Queensland	18/10/2017	09/04/2018	173	2.60%	1,000,000
Municipal	Bank Australia Ltd.	31/10/2017	16/04/2018	167	2.70%	500,000
Municipal	Bank of Queensland	18/10/2017	23/04/2018	187	2.60%	1,000,000
Municipal	Bank Australia Ltd.	09/11/2017	30/04/2018	172	2.70%	500,000
Reserve	Bendigo and Adelaide Bank	07/06/2017	07/05/2018	334	2.65%	715,286
Municipal	Bank Australia Ltd.	03/11/2017	07/05/2018	185	2.70%	1,000,000
Municipal	Bank Australia Ltd.	17/11/2017	14/05/2018	178	2.70%	500,000
Municipal	Bank Australia Ltd.	09/11/2017	21/05/2018	193	2.70%	1,000,000
Municipal	Members Equity Bank Ltd.	17/11/2017	28/05/2018	192	2.62%	500,000
Trust	Westpac Banking Corp	06/09/2017	04/06/2018	271	2.72%	300,000
Municipal	Bankwest	22/12/2017	05/06/2018	165	2.55%	1,000,000
Leederville Gardens Ir Reserve	Bendigo and Adelaide Bank	07/06/2017	12/06/2018	370	2.75%	1,381,783
Municipal	Bank of Queensland	25/07/2017	12/06/2018	322	2.70%	696,825
Municipal	Bankwest	22/12/2017	12/06/2018	172	2.55%	500,000
Municipal	Bank Australia Ltd.	22/12/2017	18/06/2018	178	2.70%	2,000,000
Municipal	Westpac Banking Corp	01/02/2018	18/06/2018	137	2.53%	1,000,000
Reserve	Bankwest	17/01/2018	25/06/2018	159	2.55%	782,110
Municipal	Westpac Banking Corp	14/02/2018	25/06/2018	131	2.52%	500,000
Municipal	Members Equity Bank Ltd.	16/01/2018	02/07/2018	167	2.65%	1,000,000
Municipal	Bankwest	17/01/2018	02/07/2018	166	2.55%	1,000,000
Municipal	Westpac Banking Corp	14/02/2018	09/07/2018	145	2.52%	500,000
Reserve	Westpac Banking Corp	25/07/2017	10/07/2018	350	2.73%	696,825
Municipal	Bankwest	23/02/2018	16/07/2018	143	2.45%	1,000,000
Municipal	Bankwest	23/02/2018	23/07/2018	150	2.50%	500,000
Reserve	Bendigo and Adelaide Bank	08/08/2017	06/08/2018	363	2.70%	716,283
Trust	Members Equity Bank Ltd.	14/12/2017	03/09/2018	263	2.62%	500,000
Leederville Gardens Ir Reserve	Westpac Banking Corp	06/09/2017	06/09/2018	365	2.77%	1,045,546
Reserve	Bank Australia Ltd.	14/09/2017	10/09/2018	361	2.80%	516,398
Reserve	Bank of Queensland	10/10/2017	09/10/2018	364	2.60%	619,503
Reserve	Bendigo and Adelaide Bank	09/11/2017	06/11/2018	362	2.65%	708,814
Leederville Gardens Ir Reserve	Members Equity Bank Ltd.	14/12/2017	03/12/2018	354	2.61%	2,023,062
Reserve	Members Equity Bank Ltd.	14/12/2017	10/12/2018	361	2.61%	762,760

**CITY OF VINCENT
CURRENT INVESTMENT HOLDING
AS AT 28 FEBRUARY 2018**



Funds	Institution	Investment Date	Maturity Date	Term	Interest Rate	Principal \$
Reserve	Westpac Banking Corp	14/02/2018	14/01/2019	334	2.60%	941,851
Reserve	Westpac Banking Corp	14/02/2018	11/02/2019	362	2.60%	941,851
Total Term Deposits						36,654,928
Total Investment						39,217,278