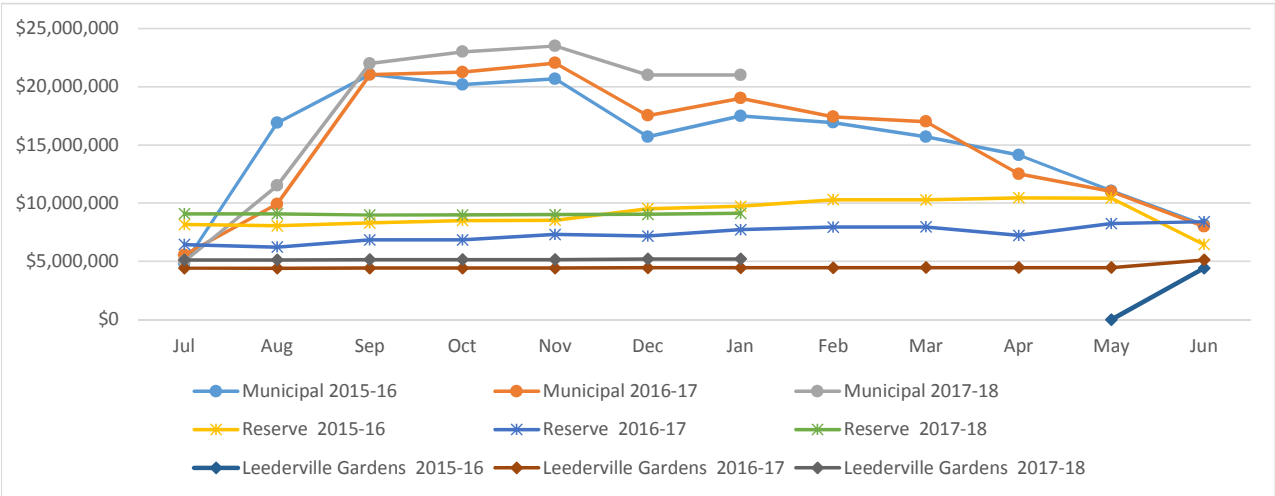


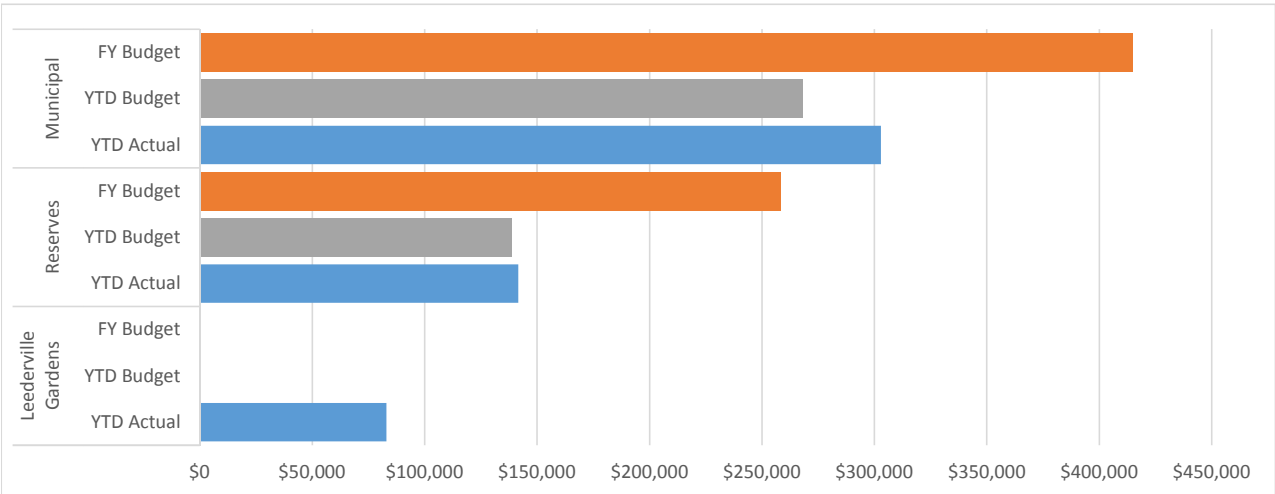
**CITY OF VINCENT
INVESTMENT PERFORMANCE
AS AT 31 JANUARY 2018**



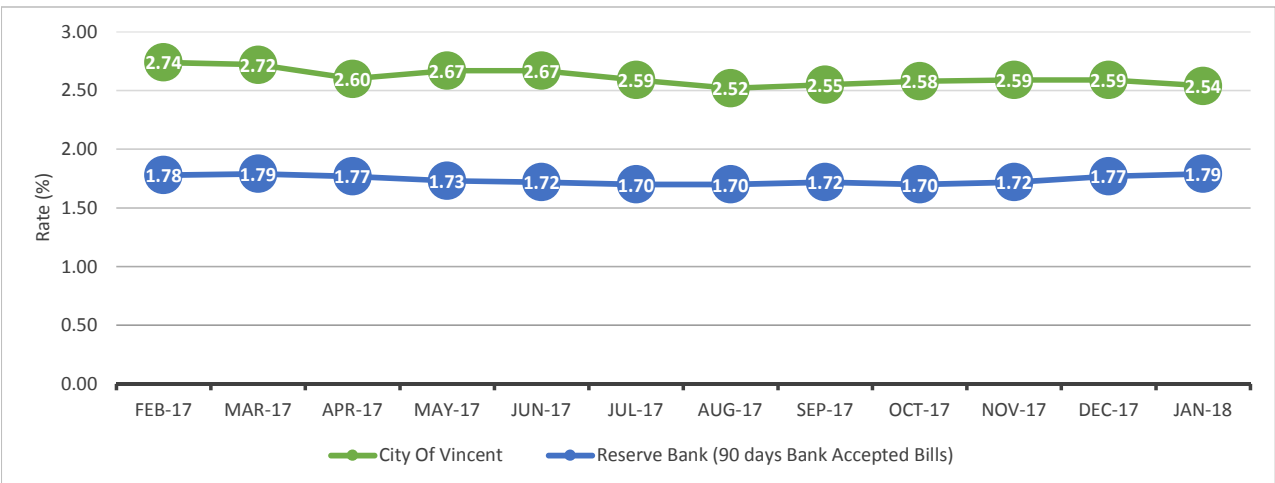
FUNDS INVESTED OVER 3 YEARS



INTEREST EARNINGS

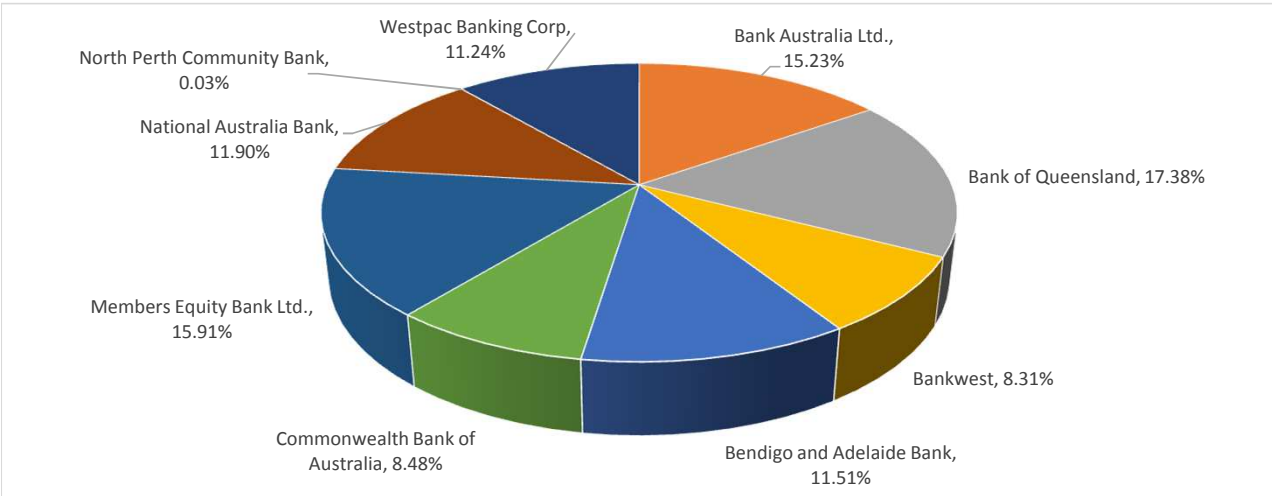


INTEREST RATE COMPARISON

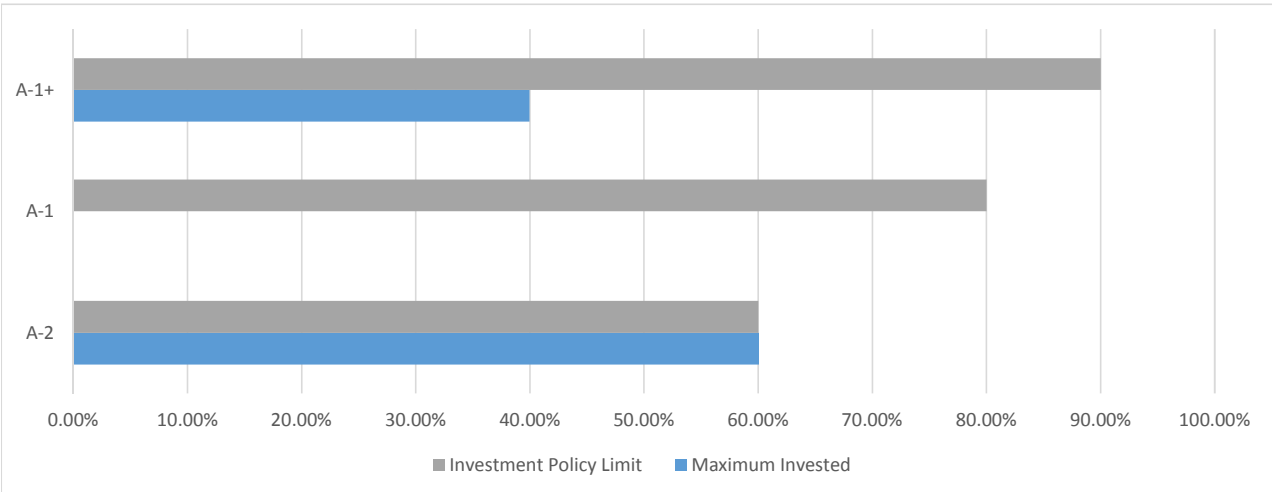




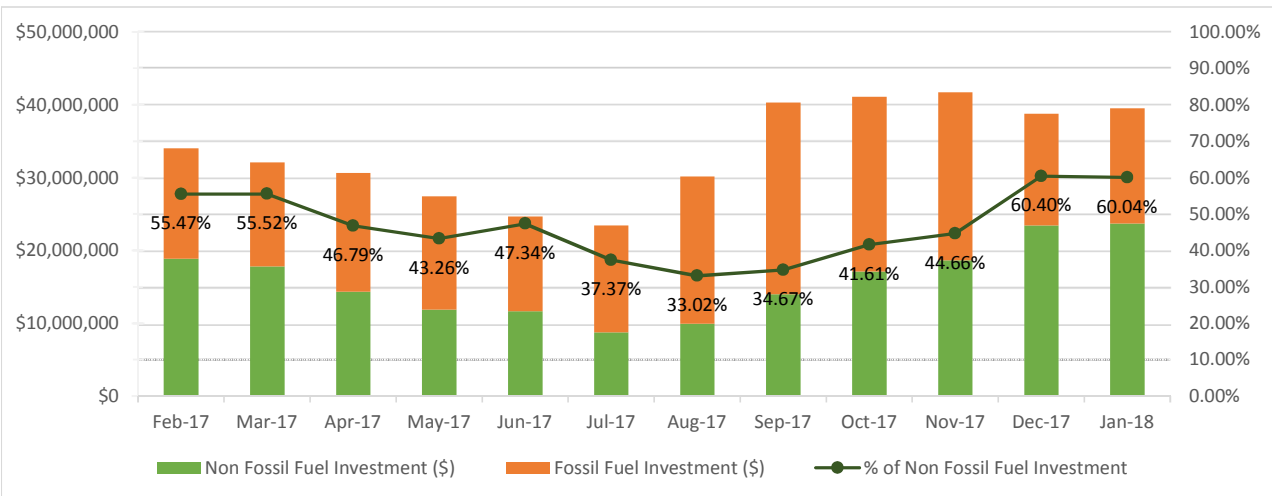
TOTAL PORTFOLIO EXPOSURE



TOTAL CREDIT EXPOSURE



FOSSIL FUEL INVESTMENT



**CITY OF VINCENT
INVESTMENT PORTFOLIO
AS AT 31 JANUARY 2018**



	Municipal	Reserve	Trust	Leederville Gardens Inc Surplus Trust	Total	Total
	\$	\$	\$	\$	\$	%
BY INVESTMENT HOLDINGS						
Operating Accounts	3,226,575	(28,013)	152,680	0	3,351,242	8.5%
Term Deposits	20,000,000	9,129,400	1,800,000	5,207,099	36,136,499	91.5%
Shares	11,000	0	0	0	11,000	0.0%
	23,237,575	9,101,387	1,952,680	5,207,099	39,498,741	100.0%
BY INSTITUTION						
ANZ Banking Group	0	0	0	0	0	0.0%
Bank Australia Ltd.	5,500,000	516,398	0	0	6,016,398	15.2%
Bank of Queensland	4,500,000	2,365,651	0	0	6,865,651	17.4%
Bankwest	2,500,000	782,110	0	0	3,282,110	8.3%
Bendigo and Adelaide Bank	0	3,165,044	0	1,381,783	4,546,827	11.5%
Commonwealth Bank of Australia	3,226,575	(28,013)	152,680	0	3,351,242	8.5%
Members Equity Bank Ltd.	2,500,000	762,760	1,000,000	2,023,063	6,285,823	15.9%
National Australia Bank	4,500,000	200,000	0	0	4,700,000	11.9%
North Perth Community Bank	11,000	0	0	0	11,000	0.0%
Suncorp-Metway Ltd.	0	0	0	0	0	0.0%
Westpac Banking Corp	500,000	1,337,437	800,000	1,802,253	4,439,690	11.2%
	23,237,575	9,101,387	1,952,680	5,207,099	39,498,741	100.0%
BY CREDIT RATINGS (SHORT-TERM ISSUE)						
A-1+	10,726,575	2,291,534	952,680	1,802,253	15,773,042	39.9%
A-1	0	0	0	0	0	0.0%
A-2	12,511,000	6,809,853	1,000,000	3,404,846	23,725,699	60.1%
	23,237,575	9,101,387	1,952,680	5,207,099	39,498,741	100.0%
BY TERMS						
0-30 days	3,226,575	(28,013)	152,680	0	3,351,242	8.5%
31-90 days	0	0	0	0	0	0.0%
91-180 days	13,500,000	782,110	0	0	14,282,110	36.2%
181-270 days	6,500,000	0	500,000	0	7,000,000	17.7%
270-365 days	0	8,347,290	1,300,000	3,825,316	13,472,606	34.1%
> 1 year	11,000	0	0	1,381,783	1,392,783	3.5%
	23,237,575	9,101,387	1,952,680	5,207,099	39,498,741	100.0%
BY MATURITY						
0-30 days	6,226,575	1,837,259	152,680	756,707	8,973,221	22.7%
31-90 days	8,500,000	1,049,322	1,000,000	0	10,549,322	26.7%
91-180 days	8,500,000	2,891,047	300,000	1,381,783	13,072,830	33.1%
181-270 days	0	1,852,184	500,000	1,045,546	3,397,730	8.6%
270-365 days	0	1,471,575	0	2,023,063	3,494,638	8.8%
> 1 year	11,000	0	0	0	11,000	0.0%
	23,237,575	9,101,387	1,952,680	5,207,099	39,498,741	100.0%
BY FOSSIL FUEL EXPOSURE						
Fossil Fuel Lending	10,737,575	2,291,534	952,680	1,802,253	15,784,042	40.0%
Non Fossil Fuel Lending	12,500,000	6,809,853	1,000,000	3,404,846	23,714,699	60.0%
	23,237,575	9,101,387	1,952,680	5,207,099	39,498,741	100.0%

**CITY OF VINCENT
INVESTMENT INTEREST EARNINGS
AS AT 31 JANUARY 2018**



	YTD 31/01/2018	YTD 31/01/2017	FY 2017/18	FY 2016/17
	\$	\$	\$	\$
MUNICIPAL FUNDS				
Budget	268,150	263,000	414,960	436,000
Interest Earnings	302,894	304,267	302,894	486,092
% Income to Budget	112.96%	115.69%	72.99%	111.49%
RESERVE FUNDS				
Budget	138,800	107,000	258,420	206,000
Interest Earnings	141,498	114,377	141,498	205,608
% Income to Budget	101.94%	106.89%	54.76%	99.81%
LEEDERVILLE GARDENS INC SURPLUS TRUST				
Budget	0	0	0	0
Interest Earnings	82,855	77,548	82,855	140,391
% Income to Budget	0.00%	0.00%	0.00%	0.00%
TOTAL				
Budget	406,950	370,000	673,380	642,000
Interest Earnings	527,247	496,192	527,247	832,091
% Income to Budget	129.56%	134.11%	78.30%	129.61%
Variance	120,297	126,192		190,091
% Variance to Budget	29.56%	34.11%		29.61%
TOTAL (EXCL. LEEDERVILLE GARDENS INC SURPLUS TRUST)				
Budget	406,950	370,000	673,380	642,000
Interest Earnings	444,392	418,644	444,392	691,700
% Income to Budget	109.20%	113.15%	65.99%	107.74%
Variance	37,442	48,644		49,700
% Variance to Budget	9.20%	13.15%		7.74%

**CITY OF VINCENT
CURRENT INVESTMENT HOLDING
AS AT 31 JANUARY 2018**



Funds	Institution	Investment Date	Maturity Date	Term	Interest Rate	Principal \$
<u>OPERATING ACCOUNTS</u>						
Municipal	Commonwealth Bank of Australia					3,226,575
Reserve	Commonwealth Bank of Australia					(28,013)
Trust	Commonwealth Bank of Australia					152,680
Total Operating Funds						3,351,242

SHARES

Municipal	North Perth Community Bank	23/11/2001				11,000
Total Shares						11,000

TERM DEPOSITS

Reserve	Bendigo and Adelaide Bank	07/02/2017	05/02/2018	363	2.80%	500,000
Reserve	Westpac Banking Corp	09/03/2017	05/02/2018	333	2.80%	640,611
Municipal	National Australia Bank	14/09/2017	05/02/2018	144	2.54%	500,000
Reserve	National Australia Bank	07/02/2017	06/02/2018	364	2.62%	200,000
Reserve	Bank of Queensland	11/05/2017	12/02/2018	277	2.65%	524,661
Municipal	Members Equity Bank Ltd.	14/09/2017	12/02/2018	151	2.55%	1,000,000
Municipal	National Australia Bank	22/09/2017	19/02/2018	150	2.56%	500,000
Municipal	National Australia Bank	22/09/2017	26/02/2018	157	2.56%	1,000,000
Leederville Gardens Ir	Westpac Banking Corp	07/03/2017	01/03/2018	359	2.78%	756,707
Trust	Westpac Banking Corp	09/03/2017	06/03/2018	362	2.81%	500,000
Municipal	National Australia Bank	03/10/2017	06/03/2018	154	2.56%	500,000
Reserve	Bank of Queensland	11/05/2017	12/03/2018	305	2.65%	524,661
Trust	Members Equity Bank Ltd.	13/06/2017	13/03/2018	273	2.66%	500,000
Municipal	National Australia Bank	28/09/2017	13/03/2018	166	2.57%	1,000,000
Municipal	Bank of Queensland	14/09/2017	19/03/2018	186	2.55%	2,500,000
Municipal	National Australia Bank	10/10/2017	26/03/2018	167	2.55%	1,000,000
Municipal	Westpac Banking Corp	03/10/2017	03/04/2018	182	2.69%	500,000
Reserve	Bendigo and Adelaide Bank	11/05/2017	09/04/2018	333	2.65%	524,661
Municipal	Bank of Queensland	18/10/2017	09/04/2018	173	2.60%	1,000,000
Municipal	Bank Australia Ltd.	31/10/2017	16/04/2018	167	2.70%	500,000
Municipal	Bank of Queensland	18/10/2017	23/04/2018	187	2.60%	1,000,000
Municipal	Bank Australia Ltd.	09/11/2017	30/04/2018	172	2.70%	500,000
Reserve	Bendigo and Adelaide Bank	07/06/2017	07/05/2018	334	2.65%	715,286
Municipal	Bank Australia Ltd.	03/11/2017	07/05/2018	185	2.70%	1,000,000
Municipal	Bank Australia Ltd.	17/11/2017	14/05/2018	178	2.70%	500,000
Municipal	Bank Australia Ltd.	09/11/2017	21/05/2018	193	2.70%	1,000,000
Municipal	Members Equity Bank Ltd.	17/11/2017	28/05/2018	192	2.62%	500,000
Trust	Westpac Banking Corp	06/09/2017	04/06/2018	271	2.72%	300,000
Municipal	Bankwest	22/12/2017	05/06/2018	165	2.55%	1,000,000
Leederville Gardens Ir	Bendigo and Adelaide Bank	07/06/2017	12/06/2018	370	2.75%	1,381,783
Reserve	Bank of Queensland	25/07/2017	12/06/2018	322	2.70%	696,825
Municipal	Bankwest	22/12/2017	12/06/2018	172	2.55%	500,000
Municipal	Bank Australia Ltd.	22/12/2017	18/06/2018	178	2.70%	2,000,000
Reserve	Bankwest	17/01/2018	25/06/2018	159	2.55%	782,110
Municipal	Members Equity Bank Ltd.	16/01/2018	02/07/2018	167	2.65%	1,000,000
Municipal	Bankwest	17/01/2018	02/07/2018	166	2.55%	1,000,000
Reserve	Westpac Banking Corp	25/07/2017	10/07/2018	350	2.73%	696,825
Reserve	Bendigo and Adelaide Bank	08/08/2017	06/08/2018	363	2.70%	716,283
Trust	Members Equity Bank Ltd.	14/12/2017	03/09/2018	263	2.62%	500,000
Leederville Gardens Ir	Westpac Banking Corp	06/09/2017	06/09/2018	365	2.77%	1,045,546
Reserve	Bank Australia Ltd.	14/09/2017	10/09/2018	361	2.80%	516,398
Reserve	Bank of Queensland	10/10/2017	09/10/2018	364	2.60%	619,503

**CITY OF VINCENT
CURRENT INVESTMENT HOLDING
AS AT 31 JANUARY 2018**



Funds	Institution	Investment Date	Maturity Date	Term	Interest Rate	Principal \$
Reserve	Bendigo and Adelaide Bank	09/11/2017	06/11/2018	362	2.65%	708,814
Leederville Gardens Ir	Members Equity Bank Ltd.	14/12/2017	03/12/2018	354	2.61%	2,023,062
Reserve	Members Equity Bank Ltd.	14/12/2017	10/12/2018	361	2.61%	762,760
Total Term Deposits						36,136,499
Total Investment						39,498,741