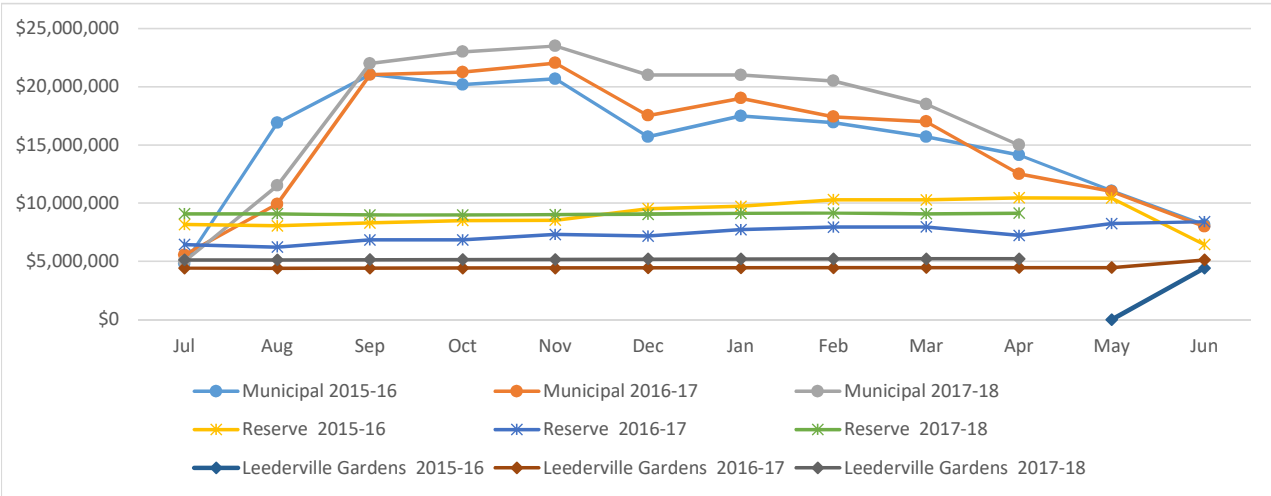


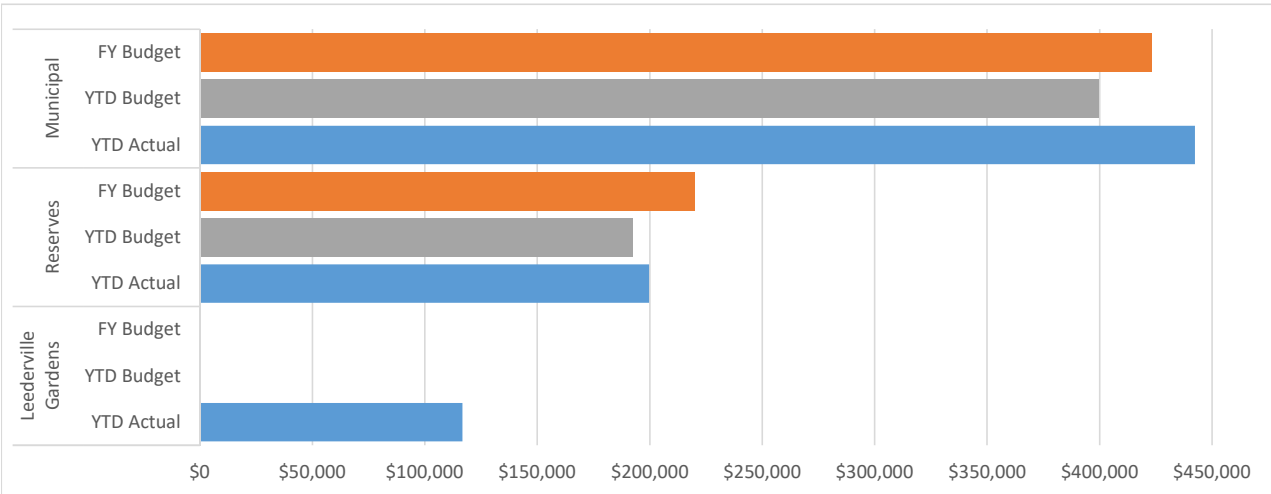
**CITY OF VINCENT
INVESTMENT PERFORMANCE
AS AT 30 APRIL 2018**



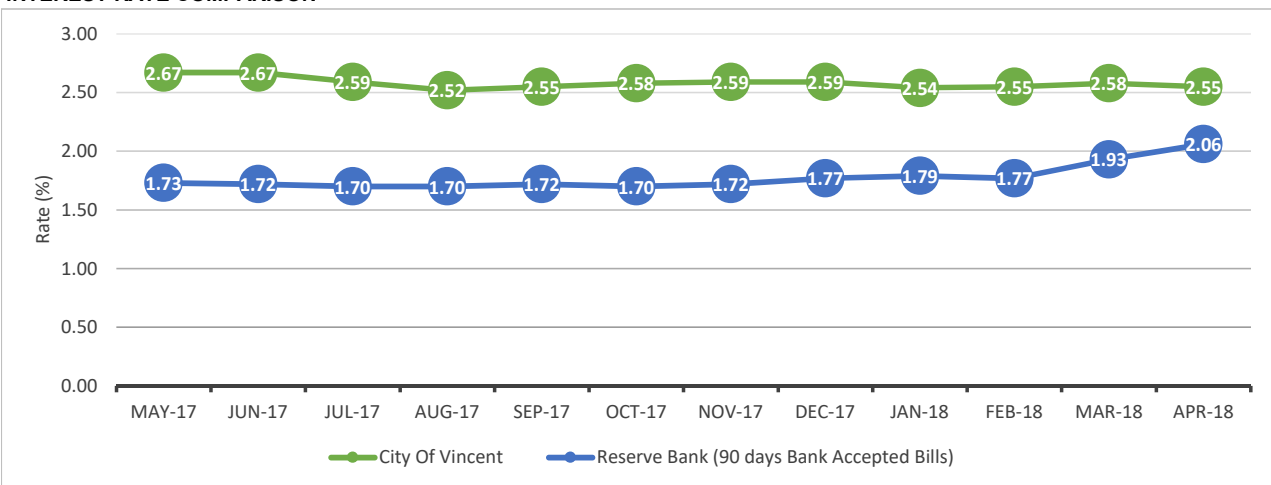
FUNDS INVESTED OVER 3 YEARS



INTEREST EARNINGS

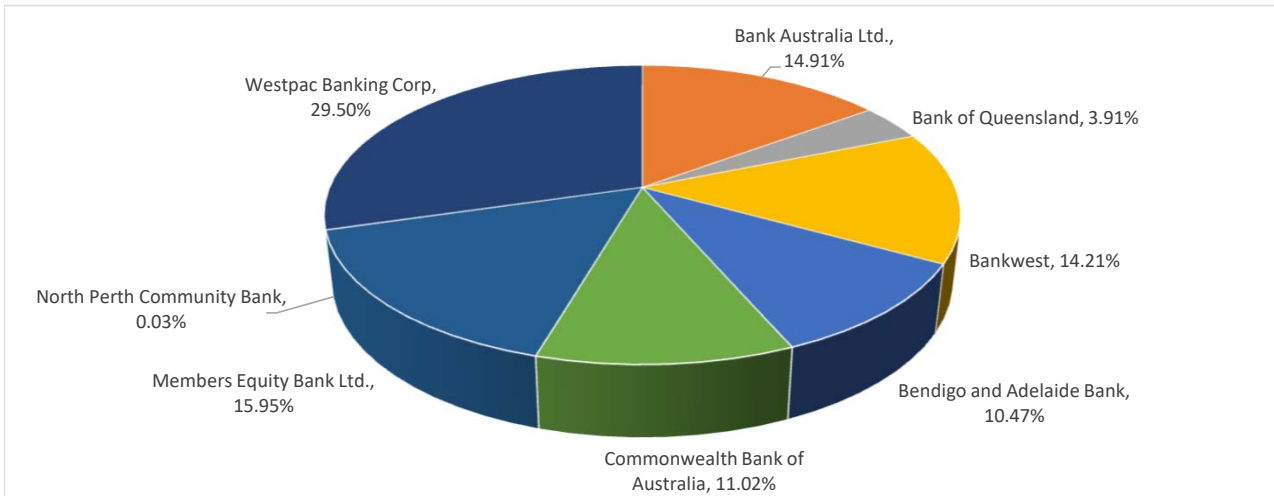


INTEREST RATE COMPARISON

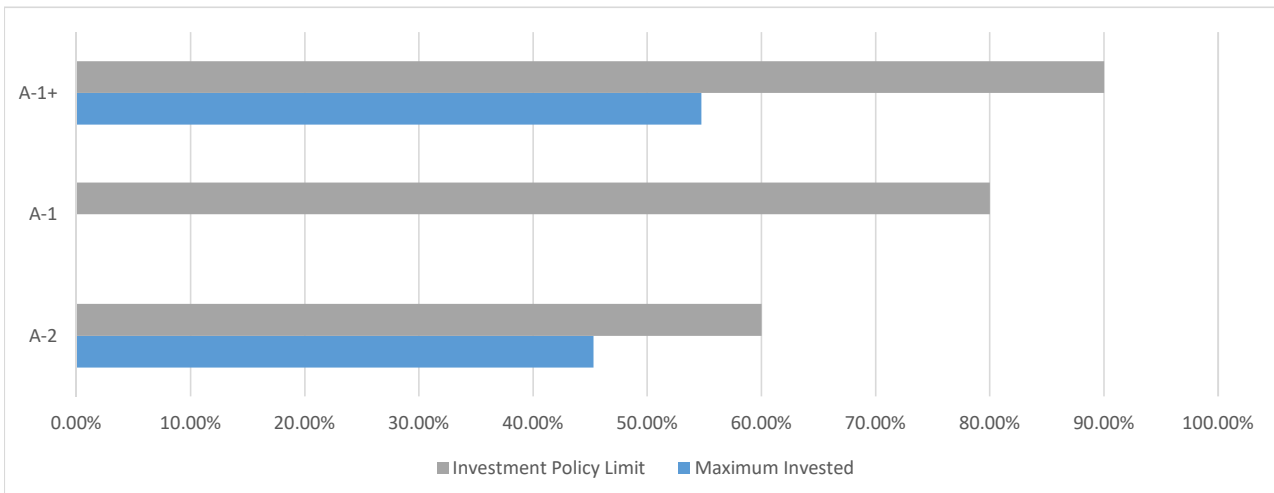




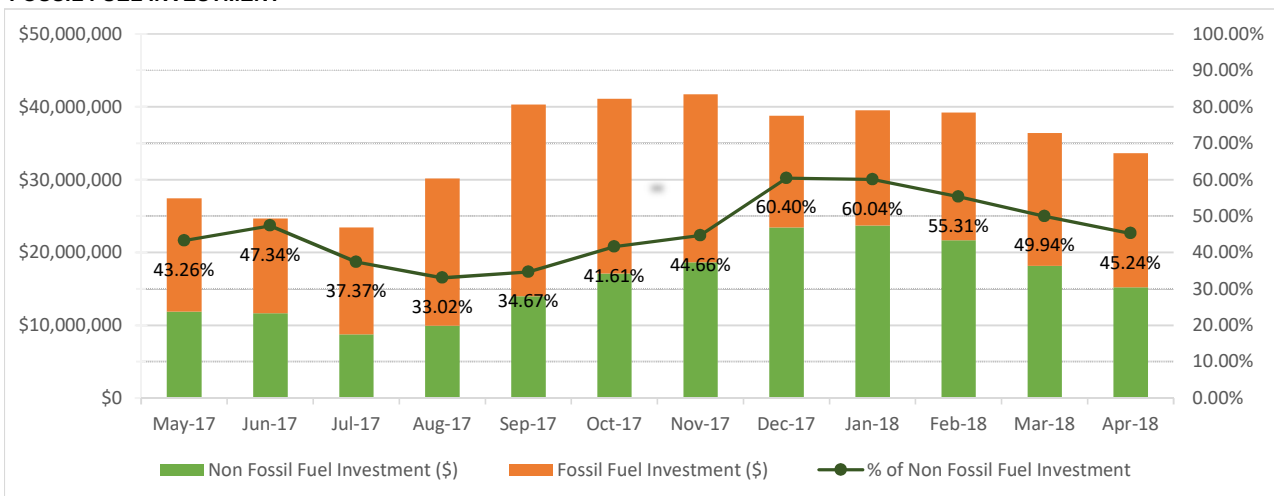
TOTAL PORTFOLIO EXPOSURE



TOTAL CREDIT EXPOSURE



FOSSIL FUEL INVESTMENT



* Selection of non fossil fuel investments is based on information provided by www.marketforces.org.au.

**CITY OF VINCENT
INVESTMENT PORTFOLIO
AS AT 30 APRIL 2018**



	Municipal	Reserve	Trust	Leederville Gardens Inc Surplus Trust	Total	Total
	\$	\$	\$	\$	\$	%
BY INVESTMENT HOLDINGS						
Operating Accounts	2,258,963	18,107	192,726	0	2,469,796	7.3%
Term Deposits	15,000,000	9,138,401	1,800,000	5,227,877	31,166,278	92.6%
Shares	11,000	0	0	0	11,000	0.0%
	17,269,963	9,156,508	1,992,726	5,227,877	33,647,074	100.0%
BY INSTITUTION						
ANZ Banking Group	0	0	0	0	0	0.0%
Bank Australia Ltd.	4,500,000	516,398	0	0	5,016,398	14.9%
Bank of Queensland	0	1,316,329	0	0	1,316,329	3.9%
Bankwest	4,000,000	782,110	0	0	4,782,110	14.2%
Bendigo and Adelaide Bank	0	2,140,383	0	1,381,783	3,522,166	10.5%
Commonwealth Bank of Australia	2,258,963	478,063	192,726	777,485	3,707,237	11.0%
Members Equity Bank Ltd.	1,500,000	1,342,698	500,000	2,023,063	5,365,761	15.9%
National Australia Bank	0	0	0	0	0	0.0%
North Perth Community Bank (<i>Equity Share</i>)	11,000	0	0	0	11,000	0.0%
Suncorp-Metway Ltd.	0	0	0	0	0	0.0%
Westpac Banking Corp	5,000,000	2,580,527	1,300,000	1,045,546	9,926,073	29.5%
	17,269,963	9,156,508	1,992,726	5,227,877	33,647,074	100.0%
BY CREDIT RATINGS (SHORT-TERM ISSUE)						
A-1+	11,258,963	3,840,700	1,492,726	1,823,031	18,415,420	54.7%
A-1	0	0	0	0	0	0.0%
A-2	6,011,000	5,315,808	500,000	3,404,846	15,231,654	45.3%
	17,269,963	9,156,508	1,992,726	5,227,877	33,647,074	100.0%
BY TERMS						
0-30 days	2,258,963	18,107	192,726	0	2,469,796	7.3%
31-90 days	0	0	0	0	0	0.0%
91-180 days	12,500,000	782,110	0	0	13,282,110	39.5%
181-270 days	2,500,000	0	500,000	0	3,000,000	8.9%
270-365 days	0	8,356,291	1,300,000	3,846,094	13,502,385	40.1%
> 1 year	11,000	0	0	1,381,783	1,392,783	4.1%
	17,269,963	9,156,508	1,992,726	5,227,877	33,647,074	100.0%
BY MATURITY						
0-30 days	5,258,963	733,393	192,726	0	6,185,082	18.4%
31-90 days	9,000,000	2,175,761	300,000	1,381,783	12,857,544	38.2%
91-180 days	3,000,000	1,852,184	500,000	1,045,546	6,397,730	19.0%
181-270 days	0	2,413,425	500,000	2,023,063	4,936,488	14.7%
270-365 days	0	1,981,745	500,000	777,485	3,259,230	9.7%
> 1 year	11,000	0	0	0	11,000	0.0%
	17,269,963	9,156,508	1,992,726	5,227,877	33,647,074	100.0%
BY FOSSIL FUEL EXPOSURE						
Fossil Fuel Lending	11,269,963	3,840,700	1,492,726	1,823,031	18,426,420	54.8%
Non Fossil Fuel Lending	6,000,000	5,315,808	500,000	3,404,846	15,220,654	45.2%
	17,269,963	9,156,508	1,992,726	5,227,877	33,647,074	100.0%

**CITY OF VINCENT
INVESTMENT INTEREST EARNINGS
AS AT 30 APRIL 2018**



	YTD 30/04/2018	YTD 30/04/2017	FY 2017/18	FY 2016/17
	\$	\$	\$	\$
MUNICIPAL FUNDS				
Budget	399,607	387,000	423,000	436,000
Interest Earnings	442,384	434,919	442,384	486,092
% Income to Budget	110.70%	112.38%	104.58%	111.49%
RESERVE FUNDS				
Budget	192,089	166,000	220,000	206,000
Interest Earnings	199,575	168,315	199,575	205,608
% Income to Budget	103.90%	101.39%	90.72%	99.81%
LEEDERVILLE GARDENS INC SURPLUS TRUST				
Budget	0	0	0	0
Interest Earnings	116,593	108,520	116,593	140,391
% Income to Budget	0.00%	0.00%	0.00%	0.00%
TOTAL				
Budget	591,696	553,000	643,000	642,000
Interest Earnings	758,552	711,754	758,552	832,091
% Income to Budget	128.20%	128.71%	117.97%	129.61%
Variance	166,856	158,754		190,091
% Variance to Budget	28.20%	28.71%		29.61%
TOTAL (EXCL. LEEDERVILLE GARDENS INC SURPLUS TRUST)				
Budget	591,696	553,000	643,000	642,000
Interest Earnings	641,959	603,234	641,959	691,700
% Income to Budget	108.49%	109.08%	99.84%	107.74%
Variance	50,263	50,234		49,700
% Variance to Budget	8.49%	9.08%		7.74%

**CITY OF VINCENT
CURRENT INVESTMENT HOLDING
AS AT 30 APRIL 2018**



Funds	Institution	Investment Date	Maturity Date	Term	Interest Rate	Principal \$
<u>OPERATING ACCOUNTS</u>						
Municipal	Commonwealth Bank of Australia					2,258,963
Reserve	Commonwealth Bank of Australia					18,107
Trust	Commonwealth Bank of Australia					192,726
Total Operating Funds						2,469,796

SHARES

Municipal	North Perth Community Bank	23/11/2001				11,000
Total Shares						11,000

TERM DEPOSITS

Reserve	Bendigo and Adelaide Bank	07/06/2017	07/05/2018	334	2.65%	715,286
Municipal	Bank Australia Ltd.	03/11/2017	07/05/2018	185	2.70%	1,000,000
Municipal	Bank Australia Ltd.	17/11/2017	14/05/2018	178	2.70%	500,000
Municipal	Bank Australia Ltd.	09/11/2017	21/05/2018	193	2.70%	1,000,000
Municipal	Members Equity Bank Ltd.	17/11/2017	28/05/2018	192	2.62%	500,000
Trust	Westpac Banking Corp	06/09/2017	04/06/2018	271	2.72%	300,000
Municipal	Bankwest	22/12/2017	05/06/2018	165	2.55%	1,000,000
Leederville Gardens In	Bendigo and Adelaide Bank	07/06/2017	12/06/2018	370	2.75%	1,381,783
Reserve	Bank of Queensland	25/07/2017	12/06/2018	322	2.70%	696,825
Municipal	Bankwest	22/12/2017	12/06/2018	172	2.55%	500,000
Municipal	Bank Australia Ltd.	22/12/2017	18/06/2018	178	2.70%	2,000,000
Municipal	Westpac Banking Corp	01/02/2018	18/06/2018	137	2.53%	1,000,000
Reserve	Bankwest	17/01/2018	25/06/2018	159	2.55%	782,110
Municipal	Westpac Banking Corp	14/02/2018	25/06/2018	131	2.52%	500,000
Municipal	Members Equity Bank Ltd.	16/01/2018	02/07/2018	167	2.65%	1,000,000
Municipal	Bankwest	17/01/2018	02/07/2018	166	2.55%	1,000,000
Municipal	Westpac Banking Corp	14/02/2018	09/07/2018	145	2.52%	500,000
Reserve	Westpac Banking Corp	25/07/2017	10/07/2018	350	2.73%	696,825
Municipal	Bankwest	23/02/2018	16/07/2018	143	2.45%	1,000,000
Municipal	Bankwest	23/02/2018	23/07/2018	150	2.50%	500,000
Municipal	Westpac Banking Corp	12/03/2018	30/07/2018	140	2.64%	1,000,000
Reserve	Bendigo and Adelaide Bank	08/08/2017	06/08/2018	363	2.70%	716,283
Municipal	Westpac Banking Corp	12/03/2018	07/08/2018	148	2.64%	500,000
Municipal	Westpac Banking Corp	22/03/2018	13/08/2018	144	2.70%	1,000,000
Municipal	Westpac Banking Corp	22/03/2018	20/08/2018	151	2.70%	500,000
Trust	Members Equity Bank Ltd.	14/12/2017	03/09/2018	263	2.62%	500,000
Leederville Gardens In	Westpac Banking Corp	06/09/2017	06/09/2018	365	2.77%	1,045,546
Reserve	Bank Australia Ltd.	14/09/2017	10/09/2018	361	2.80%	516,398
Reserve	Bank of Queensland	10/10/2017	09/10/2018	364	2.60%	619,503
Reserve	Bendigo and Adelaide Bank	09/11/2017	06/11/2018	362	2.65%	708,814
Leederville Gardens In	Members Equity Bank Ltd.	14/12/2017	03/12/2018	354	2.61%	2,023,062
Reserve	Members Equity Bank Ltd.	14/12/2017	10/12/2018	361	2.61%	762,760
Trust	Westpac Banking Corp	12/03/2018	12/12/2018	275	2.64%	500,000
Reserve	Westpac Banking Corp	14/02/2018	14/01/2019	334	2.60%	941,851
Reserve	Westpac Banking Corp	14/02/2018	11/02/2019	362	2.60%	941,851
Trust	Westpac Banking Corp	22/03/2018	04/03/2019	347	2.69%	500,000
Leederville Gardens In	Commonwealth Bank of Australia	12/03/2018	11/03/2019	364	2.66%	777,485
Reserve	Commonwealth Bank of Australia	12/03/2018	11/03/2019	364	2.66%	459,956
Reserve	Members Equity Bank Ltd.	12/04/2018	08/04/2019	361	2.75%	579,938
Total Term Deposits						31,166,278

**CITY OF VINCENT
CURRENT INVESTMENT HOLDING
AS AT 30 APRIL 2018**



Funds	Institution	Investment Date	Maturity Date	Term	Interest Rate	Principal \$
<hr/> Total Investment						33,647,074
