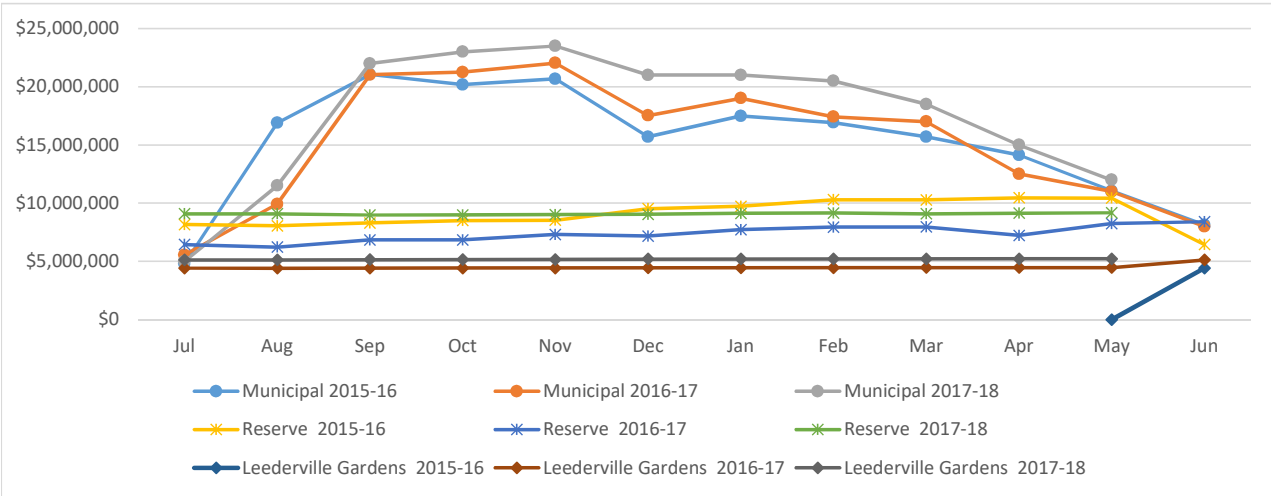


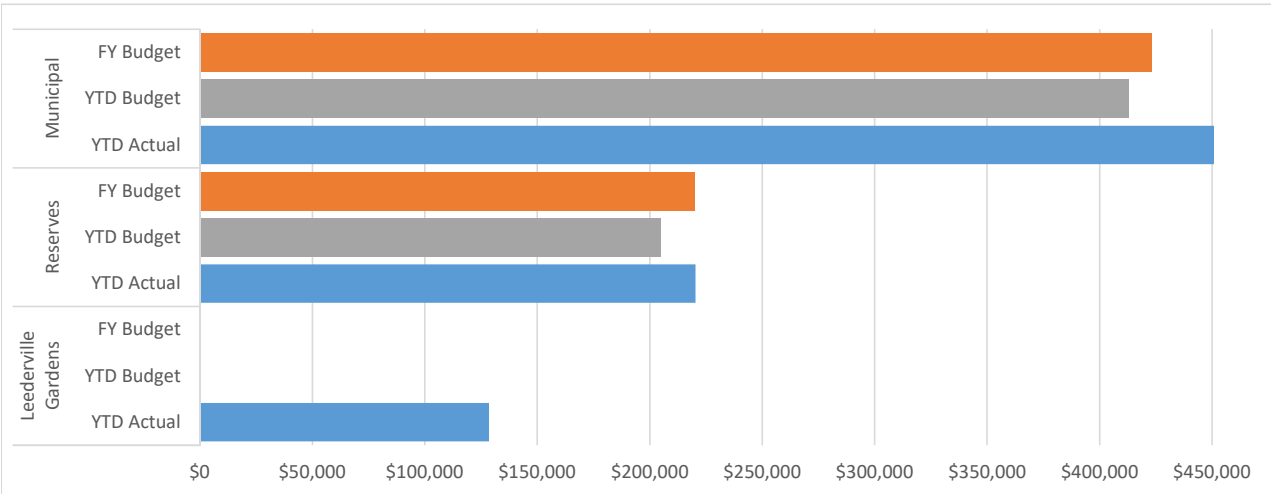
**CITY OF VINCENT  
INVESTMENT PERFORMANCE  
AS AT 31 MAY 2018**



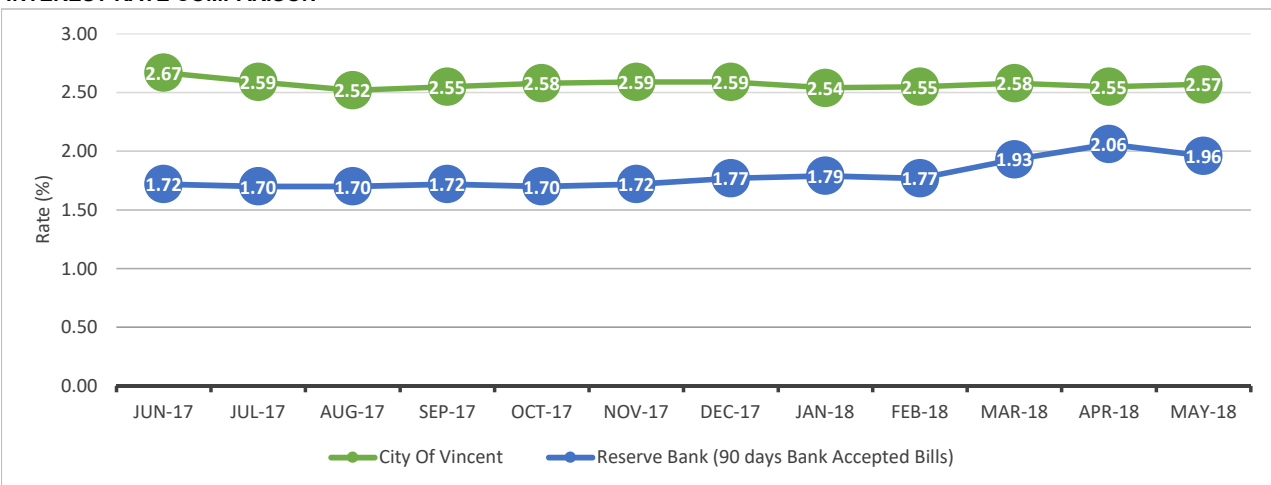
**FUNDS INVESTED OVER 3 YEARS**



**INTEREST EARNINGS**



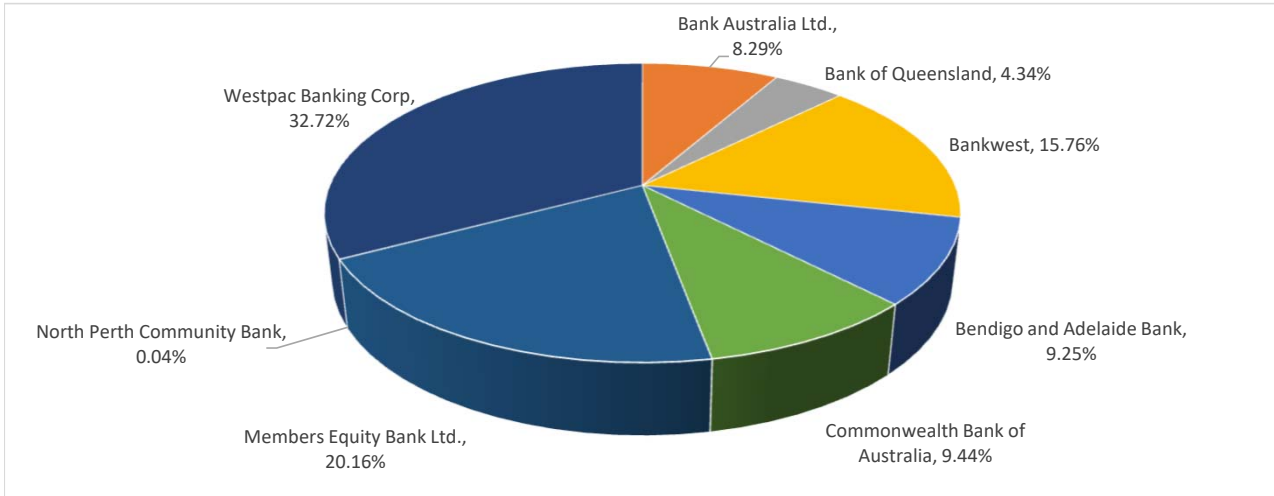
**INTEREST RATE COMPARISON**



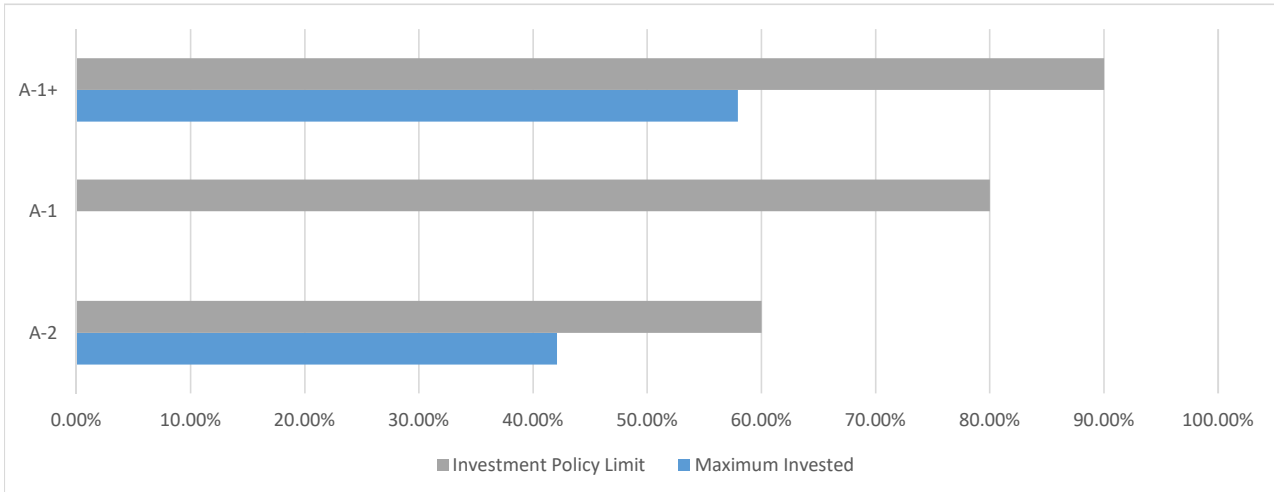
**CITY OF VINCENT  
INVESTMENT POLICY COMPLIANCE  
AS AT 31 MAY 2018**



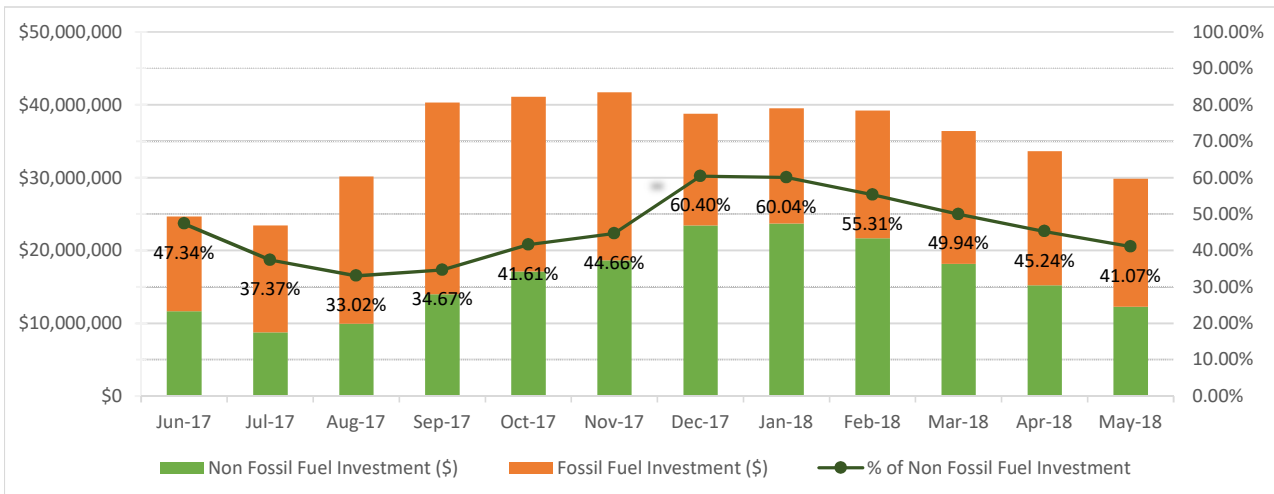
**TOTAL PORTFOLIO EXPOSURE**



**TOTAL CREDIT EXPOSURE**



**FOSSIL FUEL INVESTMENT**



\* Selection of non fossil fuel investments is based on information provided by [www.marketforces.org.au](http://www.marketforces.org.au).

**CITY OF VINCENT  
INVESTMENT PORTFOLIO  
AS AT 31 MAY 2018**



	Municipal	Reserve	Trust	Leederville Gardens Inc Surplus Trust	Total	Total
	\$	\$	\$	\$	\$	%
<b>BY INVESTMENT HOLDINGS</b>						
Operating Accounts	1,734,171	(359,510)	251,010	0	1,625,671	5.4%
Term Deposits	12,500,000	9,173,859	1,800,000	5,227,877	28,701,736	94.6%
Shares	11,000	0	0	0	11,000	0.0%
	<b>14,245,171</b>	<b>8,814,349</b>	<b>2,051,010</b>	<b>5,227,877</b>	<b>30,338,407</b>	<b>100.0%</b>
<b>BY INSTITUTION</b>						
ANZ Banking Group	0	0	0	0	0	0.0%
Bank Australia Ltd.	2,000,000	516,398	0	0	2,516,398	8.3%
Bank of Queensland	0	1,316,329	0	0	1,316,329	4.3%
Bankwest	4,000,000	782,110	0	0	4,782,110	15.8%
Bendigo and Adelaide Bank	0	1,425,097	0	1,381,783	2,806,880	9.3%
Commonwealth Bank of Australia	1,734,171	100,446	251,010	777,485	2,863,112	9.4%
Members Equity Bank Ltd.	1,500,000	2,093,442	500,000	2,023,063	6,116,505	20.2%
National Australia Bank	0	0	0	0	0	0.0%
North Perth Community Bank ( <i>Equity Share</i> )	11,000	0	0	0	11,000	0.0%
Suncorp-Metway Ltd.	0	0	0	0	0	0.0%
Westpac Banking Corp	5,000,000	2,580,527	1,300,000	1,045,546	9,926,073	32.7%
	<b>14,245,171</b>	<b>8,814,349</b>	<b>2,051,010</b>	<b>5,227,877</b>	<b>30,338,407</b>	<b>100.0%</b>
<b>BY CREDIT RATINGS (SHORT-TERM ISSUE)</b>						
A-1+	10,734,171	3,463,083	1,551,010	1,823,031	17,571,295	57.9%
A-1	0	0	0	0	0	0.0%
A-2	3,511,000	5,351,266	500,000	3,404,846	12,767,112	42.1%
	<b>14,245,171</b>	<b>8,814,349</b>	<b>2,051,010</b>	<b>5,227,877</b>	<b>30,338,407</b>	<b>100.0%</b>
<b>BY TERMS</b>						
0-30 days	1,734,171	(359,510)	251,010	0	1,625,671	5.4%
31-90 days	0	0	0	0	0	0.0%
91-180 days	12,000,000	782,110	0	0	12,782,110	42.1%
181-270 days	500,000	0	500,000	0	1,000,000	3.3%
270-365 days	0	8,391,749	1,300,000	3,846,094	13,537,843	44.6%
> 1 year	11,000	0	0	1,381,783	1,392,783	4.6%
	<b>14,245,171</b>	<b>8,814,349</b>	<b>2,051,010</b>	<b>5,227,877</b>	<b>30,338,407</b>	<b>100.0%</b>
<b>BY MATURITY</b>						
0-30 days	7,234,171	1,119,426	551,010	1,381,783	10,286,390	33.9%
31-90 days	7,000,000	1,413,108	0	0	8,413,108	27.7%
91-180 days	0	1,844,715	500,000	1,045,546	3,390,261	11.2%
181-270 days	0	2,646,462	500,000	2,023,063	5,169,525	17.0%
270-365 days	0	1,790,638	500,000	777,485	3,068,123	10.1%
> 1 year	11,000	0	0	0	11,000	0.0%
	<b>14,245,171</b>	<b>8,814,349</b>	<b>2,051,010</b>	<b>5,227,877</b>	<b>30,338,407</b>	<b>100.0%</b>
<b>BY FOSSIL FUEL EXPOSURE</b>						
Fossil Fuel Lending	10,745,171	3,463,083	1,551,010	1,823,031	17,582,295	58.0%
Non Fossil Fuel Lending	3,500,000	5,351,266	500,000	3,404,846	12,756,112	42.0%
	<b>14,245,171</b>	<b>8,814,349</b>	<b>2,051,010</b>	<b>5,227,877</b>	<b>30,338,407</b>	<b>100.0%</b>

**CITY OF VINCENT  
INVESTMENT INTEREST EARNINGS  
AS AT 31 MAY 2018**



	YTD 31/05/2018	YTD 31/05/2017	FY 2017/18	FY 2016/17
	\$	\$	\$	\$
<b>MUNICIPAL FUNDS</b>				
Budget	412,909	416,000	423,000	436,000
Interest Earnings	471,500	469,028	471,500	486,092
% Income to Budget	114.19%	112.75%	111.47%	111.49%
<b>RESERVE FUNDS</b>				
Budget	204,803	186,000	220,000	206,000
Interest Earnings	220,255	186,779	220,255	205,608
% Income to Budget	107.54%	100.42%	100.12%	99.81%
<b>LEEDERVILLE GARDENS INC SURPLUS TRUST</b>				
Budget	0	0	0	0
Interest Earnings	128,521	119,354	128,521	140,391
% Income to Budget	0.00%	0.00%	0.00%	0.00%
<b>TOTAL</b>				
Budget	617,712	602,000	643,000	642,000
Interest Earnings	820,276	775,161	820,276	832,091
% Income to Budget	132.79%	128.76%	127.57%	129.61%
Variance	202,564	173,161		190,091
% Variance to Budget	32.79%	28.76%		29.61%
<b>TOTAL (EXCL. LEEDERVILLE GARDENS INC SURPLUS TRUST)</b>				
Budget	617,712	602,000	643,000	642,000
Interest Earnings	691,755	655,807	691,755	691,700
% Income to Budget	111.99%	108.94%	107.58%	107.74%
Variance	74,043	53,807		49,700
% Variance to Budget	11.99%	8.94%		7.74%

**CITY OF VINCENT  
CURRENT INVESTMENT HOLDING  
AS AT 31 MAY 2018**



Funds	Institution	Investment Date	Maturity Date	Term	Interest Rate	Principal \$
<b>OPERATING ACCOUNTS</b>						
Municipal	Commonwealth Bank of Australia					1,734,171
Reserve	Commonwealth Bank of Australia					(359,510)
Trust	Commonwealth Bank of Australia					251,010
<b>Total Operating Funds</b>						<b>1,625,671</b>

**SHARES**

Municipal	North Perth Community Bank	23/11/2001				11,000
<b>Total Shares</b>						<b>11,000</b>

**TERM DEPOSITS**

Municipal	Members Equity Bank Ltd.	17/11/2017	01/06/2018	196	2.62%	500,000
Trust	Westpac Banking Corp	06/09/2017	04/06/2018	271	2.72%	300,000
Municipal	Bankwest	22/12/2017	05/06/2018	165	2.55%	1,000,000
Leederville Gardens In	Bendigo and Adelaide Bank	07/06/2017	12/06/2018	370	2.75%	1,381,783
Reserve	Bank of Queensland	25/07/2017	12/06/2018	322	2.70%	696,825
Municipal	Bankwest	22/12/2017	05/06/2018	165	2.55%	500,000
Municipal	Bank Australia Ltd.	22/12/2017	18/06/2018	178	2.70%	2,000,000
Municipal	Westpac Banking Corp	01/02/2018	18/06/2018	137	2.53%	1,000,000
Reserve	Bankwest	17/01/2018	25/06/2018	159	2.55%	782,110
Municipal	Westpac Banking Corp	14/02/2018	25/06/2018	131	2.52%	500,000
Municipal	Members Equity Bank Ltd.	16/01/2018	02/07/2018	167	2.65%	1,000,000
Municipal	Bankwest	17/01/2018	02/07/2018	166	2.55%	1,000,000
Municipal	Westpac Banking Corp	14/02/2018	09/07/2018	145	2.52%	500,000
Reserve	Westpac Banking Corp	25/07/2017	10/07/2018	350	2.73%	696,825
Municipal	Bankwest	23/02/2018	16/07/2018	143	2.45%	1,000,000
Municipal	Bankwest	23/02/2018	23/07/2018	150	2.50%	500,000
Municipal	Westpac Banking Corp	12/03/2018	30/07/2018	140	2.64%	1,000,000
Reserve	Bendigo and Adelaide Bank	08/08/2017	06/08/2018	363	2.70%	716,283
Municipal	Westpac Banking Corp	12/03/2018	07/08/2018	148	2.64%	500,000
Municipal	Westpac Banking Corp	22/03/2018	13/08/2018	144	2.70%	1,000,000
Municipal	Westpac Banking Corp	22/03/2018	20/08/2018	151	2.70%	500,000
Trust	Members Equity Bank Ltd.	14/12/2017	03/09/2018	263	2.62%	500,000
Leederville Gardens In	Westpac Banking Corp	06/09/2017	06/09/2018	365	2.77%	1,045,546
Reserve	Bank Australia Ltd.	14/09/2017	10/09/2018	361	2.80%	516,398
Reserve	Bank of Queensland	10/10/2017	09/10/2018	364	2.60%	619,503
Reserve	Bendigo and Adelaide Bank	09/11/2017	06/11/2018	362	2.65%	708,814
Leederville Gardens In	Members Equity Bank Ltd.	14/12/2017	03/12/2018	354	2.61%	2,023,062
Reserve	Members Equity Bank Ltd.	14/12/2017	10/12/2018	361	2.61%	762,760
Trust	Westpac Banking Corp	12/03/2018	12/12/2018	275	2.64%	500,000
Reserve	Westpac Banking Corp	14/02/2018	14/01/2019	334	2.60%	941,851
Reserve	Westpac Banking Corp	14/02/2018	11/02/2019	362	2.60%	941,851
Trust	Westpac Banking Corp	22/03/2018	04/03/2019	347	2.69%	500,000
Leederville Gardens In	Commonwealth Bank of Australia	12/03/2018	11/03/2019	364	2.66%	777,485
Reserve	Commonwealth Bank of Australia	12/03/2018	11/03/2019	364	2.66%	459,956
Reserve	Members Equity Bank Ltd.	12/04/2018	08/04/2019	361	2.75%	579,938
Reserve	Members Equity Bank Ltd.	08/05/2018	06/05/2019	363	2.80%	750,744
<b>Total Term Deposits</b>						<b>28,701,736</b>

<b>Total Investment</b>						<b>30,338,407</b>
-------------------------	--	--	--	--	--	-------------------