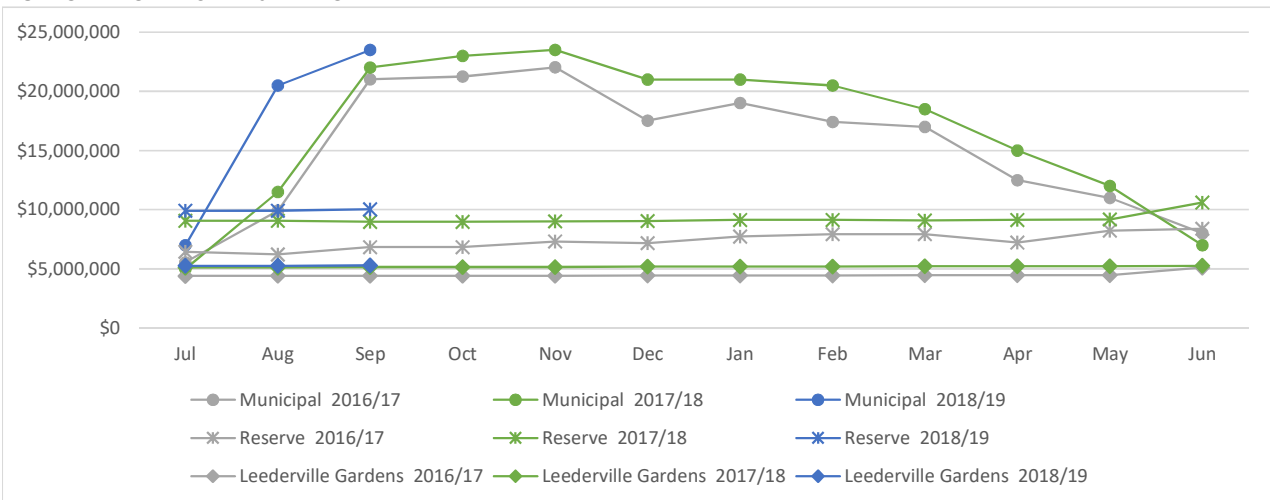


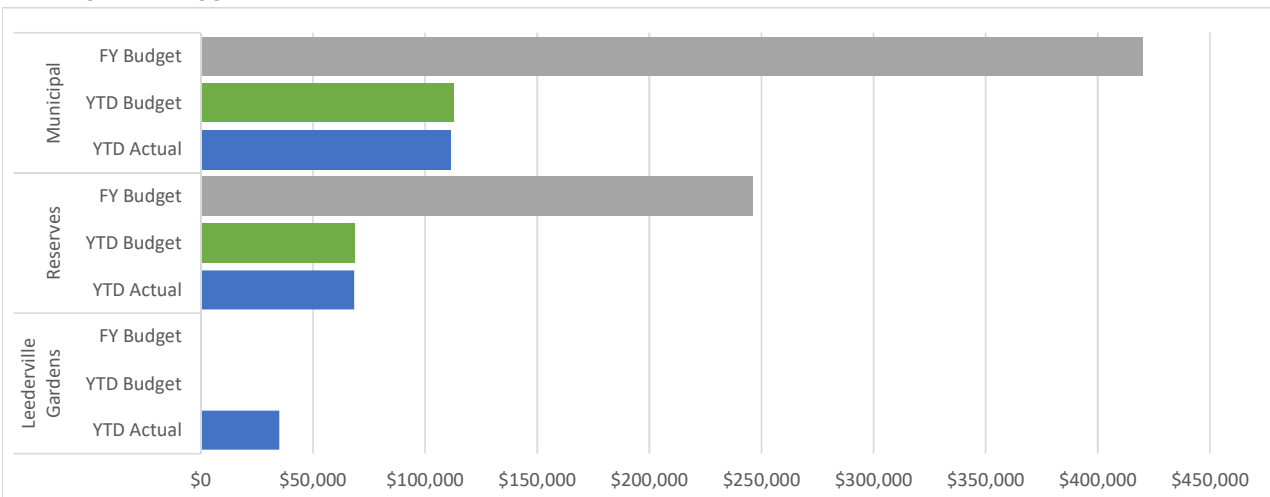
CITY OF VINCENT
INVESTMENT PERFORMANCE
AS AT 30 SEPTEMBER 2018



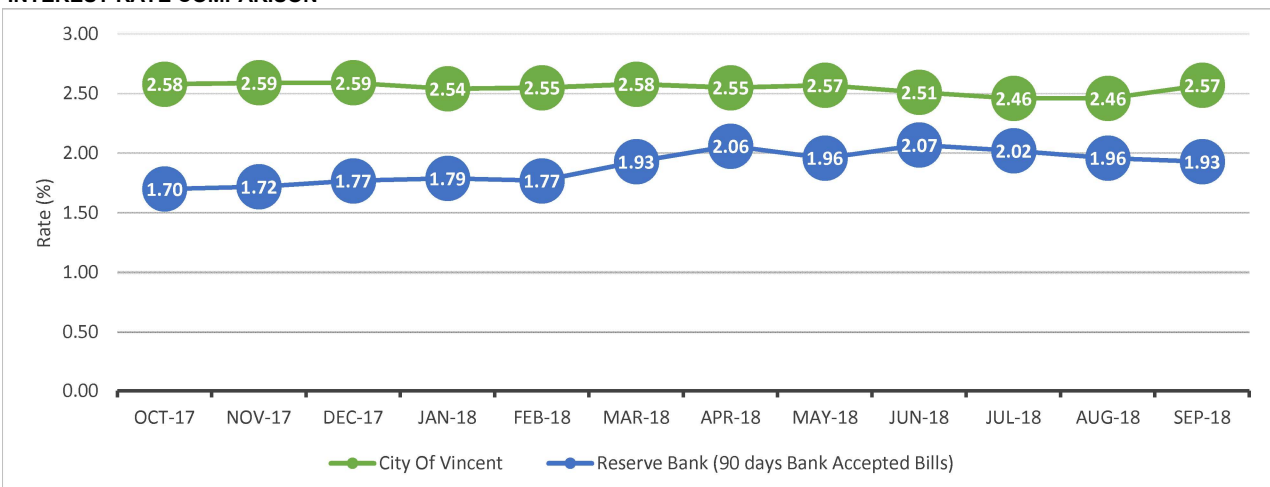
FUNDS INVESTED OVER 3 YEARS



INTEREST EARNINGS

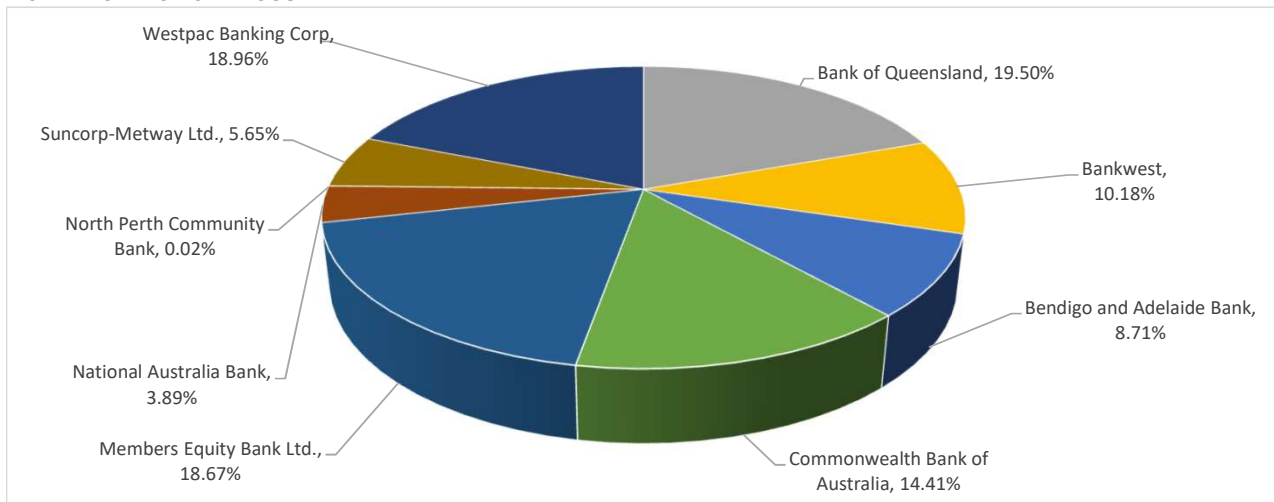


INTEREST RATE COMPARISON

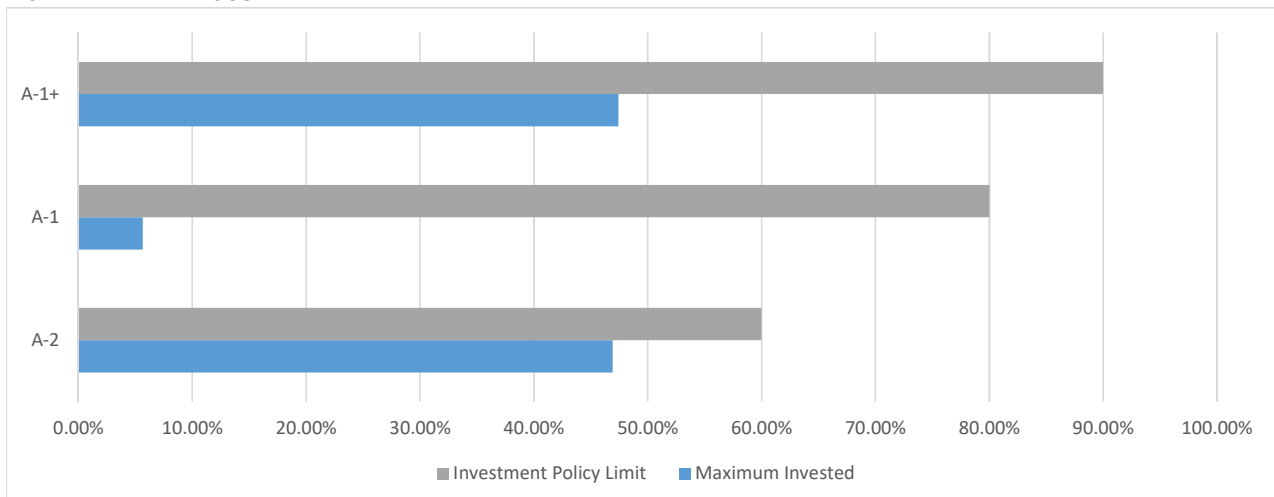




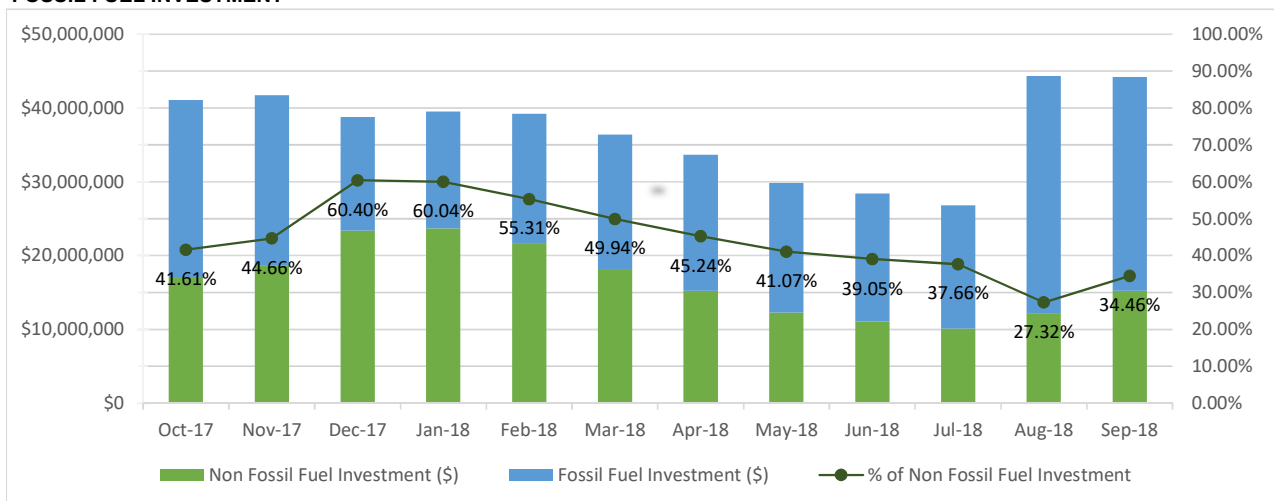
TOTAL PORTFOLIO EXPOSURE



TOTAL CREDIT EXPOSURE



FOSSIL FUEL INVESTMENT



* Selection of non fossil fuel investments is based on information provided by www.marketforces.org.au.

**CITY OF VINCENT
INVESTMENT PORTFOLIO
AS AT 30 SEPTEMBER 2018**



	Municipal	Reserve	Trust	Leederville Gardens Inc Surplus Trust	Total	Total
	\$	\$	\$	\$	\$	%
BY INVESTMENT HOLDINGS						
Operating Accounts	2,863,044	648,681	46,402	0	3,558,127	8.1%
Term Deposits	23,500,000	10,044,642	1,800,000	5,295,505	40,640,147	91.9%
Equity Shares	11,000	0	0	0	11,000	0.0%
	26,374,044	10,693,323	1,846,402	5,295,505	44,209,274	100.0%

BY INSTITUTION						
Bank of Queensland	8,000,000	619,503	0	0	8,619,503	19.5%
Bankwest	4,500,000	0	0	0	4,500,000	10.2%
Bendigo and Adelaide Bank	0	3,848,877	0	0	3,848,877	8.7%
Commonwealth Bank of Australia	3,363,044	1,108,637	46,402	1,852,139	6,370,222	14.4%
Members Equity Bank Ltd.	3,000,000	2,732,604	500,000	2,023,063	8,255,667	18.7%
National Australia Bank	0	0	300,000	1,420,303	1,720,303	3.9%
North Perth Community Bank	11,000	0	0	0	11,000	0.0%
Suncorp-Metway Ltd.	2,000,000	500,000	0	0	2,500,000	5.7%
Westpac Banking Corp	5,500,000	1,883,702	1,000,000	0	8,383,702	19.0%
	26,374,044	10,693,323	1,846,402	5,295,505	44,209,274	100.0%

BY CREDIT RATINGS (SHORT-TERM ISSUE)						
A-1+	13,363,044	2,992,339	1,346,402	3,272,442	20,974,227	47.4%
A-1	2,000,000	500,000	0	0	2,500,000	5.7%
A-2	11,011,000	7,200,984	500,000	2,023,063	20,735,047	46.9%
	26,374,044	10,693,323	1,846,402	5,295,505	44,209,274	100.0%

BY TERMS						
0-30 days	2,863,044	648,681	46,402	0	3,558,127	8.1%
31-90 days	1,500,000	0	0	0	1,500,000	3.4%
91-180 days	14,000,000	0	0	0	14,000,000	31.7%
181-270 days	8,000,000	0	0	0	8,000,000	18.1%
270-365 days	0	10,044,642	1,800,000	5,295,505	17,140,147	38.8%
> 1 year	11,000	0	0	0	11,000	0.0%
	26,374,044	10,693,323	1,846,402	5,295,505	44,209,274	100.0%

BY MATURITY						
0-30 days	4,363,044	1,268,184	46,402	0	5,677,630	12.8%
31-90 days	8,500,000	1,471,574	500,000	2,023,063	12,494,637	28.3%
91-180 days	11,000,000	2,843,658	500,000	777,485	15,121,143	34.2%
181-270 days	2,500,000	3,745,703	300,000	1,420,303	7,966,006	18.0%
270-365 days	0	1,364,204	500,000	1,074,654	2,938,858	6.7%
> 1 year	11,000	0	0	0	11,000	0.0%
	26,374,044	10,693,323	1,846,402	5,295,505	44,209,274	100.0%

BY FOSSIL FUEL EXPOSURE (as determined by www.marketforces.org.au)						
Fossil Fuel Lending	21,363,044	2,992,339	1,346,402	3,272,442	28,974,227	65.5%
Non Fossil Fuel Lending	5,011,000	7,700,984	500,000	2,023,063	15,235,047	34.5%
	26,374,044	10,693,323	1,846,402	5,295,505	44,209,274	100.0%

CITY OF VINCENT
INVESTMENT INTEREST EARNINGS
AS AT 30 SEPTEMBER 2018



	YTD 30/09/2018 \$	YTD 30/09/2017 \$	FY 2018/19 \$	FY 2017/18 \$
MUNICIPAL FUNDS				
Budget	112,600	92,590	420,000	423,000
Interest Earnings	111,487	83,606	111,487	506,274
% Income to Budget	99.01%	90.30%	26.54%	119.69%
RESERVE FUNDS				
Budget	68,400	60,930	246,060	220,000
Interest Earnings	68,397	60,137	68,397	240,110
% Income to Budget	100.00%	98.70%	27.80%	109.14%
LEEDERVILLE GARDENS INC SURPLUS TRUST				
Budget	0	0	0	0
Interest Earnings	34,969	36,373	34,969	139,939
TOTAL (EXCL. LEEDERVILLE GARDENS INC SURPLUS TRUST)				
Budget	181,000	153,520	666,060	643,000
Interest Earnings	179,884	143,743	179,884	746,384
% Income to Budget	99.38%	93.63%	27.01%	116.08%
Variance	(1,116)	(9,777)	(486,176)	103,384
% Variance to Budget	-0.62%	-6.37%	-72.99%	16.08%

CITY OF VINCENT
CURRENT INVESTMENT HOLDING
AS AT 30 SEPTEMBER 2018



Funds	Institution	Investment Date	Maturity Date	Term	Interest Rate	Principal \$
<u>OPERATING ACCOUNTS</u>						
Municipal	Commonwealth Bank of Australia					2,863,044
Reserve	Commonwealth Bank of Australia					648,681
Trust	Commonwealth Bank of Australia					46,402
Total Operating Funds						3,558,127
<u>EQUITY SHARES</u>						
Municipal	North Perth Community Bank	23/11/2001				11,000
Total Shares						11,000
<u>TERM DEPOSITS</u>						
Municipal	Members Equity Bank Ltd.	07/08/2018	01/10/2018	55	2.45%	500,000
Reserve	Bank of Queensland	10/10/2017	09/10/2018	364	2.60%	619,503
Municipal	Bankwest	16/08/2018	15/10/2018	60	2.55%	500,000
Municipal	Bankwest	16/08/2018	29/10/2018	74	2.55%	500,000
Reserve	Bendigo and Adelaide Bank	09/11/2017	06/11/2018	362	2.65%	708,814
Municipal	Westpac Banking Corp	07/08/2018	12/11/2018	97	2.69%	500,000
Municipal	Westpac Banking Corp	07/08/2018	19/11/2018	104	2.69%	1,000,000
Municipal	Westpac Banking Corp	07/08/2018	26/11/2018	111	2.69%	500,000
Leederville Gardens Inc	Members Equity Bank Ltd.	14/12/2017	03/12/2018	354	2.61%	2,023,063
Municipal	Westpac Banking Corp	07/08/2018	03/12/2018	118	2.69%	1,000,000
Reserve	Members Equity Bank Ltd.	14/12/2017	10/12/2018	361	2.61%	762,760
Municipal	Commonwealth Bank of Australia	17/08/2018	10/12/2018	115	2.66%	500,000
Trust	Westpac Banking Corp	12/03/2018	12/12/2018	275	2.64%	500,000
Municipal	Bankwest	16/08/2018	17/12/2018	123	2.70%	2,500,000
Municipal	Westpac Banking Corp	21/08/2018	17/12/2018	118	2.71%	2,500,000
Reserve	Westpac Banking Corp	14/02/2018	14/01/2019	334	2.60%	941,851
Municipal	Members Equity Bank Ltd.	24/08/2018	14/01/2019	143	2.70%	1,000,000
Municipal	Members Equity Bank Ltd.	24/08/2018	21/01/2019	150	2.70%	500,000
Municipal	Bank of Queensland	31/08/2018	29/01/2019	151	2.70%	1,000,000
Municipal	Members Equity Bank Ltd.	05/09/2018	04/02/2019	152	2.70%	500,000
Reserve	Westpac Banking Corp	14/02/2018	11/02/2019	362	2.60%	941,851
Municipal	Bank of Queensland	31/08/2018	11/02/2019	164	2.75%	1,000,000
Municipal	Members Equity Bank Ltd.	05/09/2018	18/02/2019	166	2.70%	500,000
Municipal	Bankwest	04/09/2018	25/02/2019	174	2.70%	1,000,000
Trust	Westpac Banking Corp	22/03/2018	04/03/2019	347	2.69%	500,000
Municipal	Bank of Queensland	04/09/2018	05/03/2019	182	2.75%	500,000
Leederville Gardens Inc	Commonwealth Bank of Australia	12/03/2018	11/03/2019	364	2.66%	777,485
Reserve	Commonwealth Bank of Australia	12/03/2018	11/03/2019	364	2.66%	459,956
Municipal	Bank of Queensland	04/09/2018	11/03/2019	188	2.75%	1,000,000
Reserve	Suncorp-Metway Ltd.	14/06/2018	12/03/2019	271	2.80%	500,000
Municipal	Bank of Queensland	31/08/2018	18/03/2019	199	2.75%	3,000,000
Municipal	Bank of Queensland	04/09/2018	25/03/2019	202	2.75%	1,000,000
Municipal	Bank of Queensland	04/09/2018	01/04/2019	209	2.75%	500,000
Reserve	Members Equity Bank Ltd.	12/04/2018	08/04/2019	361	2.75%	579,938
Municipal	Suncorp-Metway Ltd.	20/09/2018	08/04/2019	200	2.70%	1,000,000
Municipal	Suncorp-Metway Ltd.	20/09/2018	23/04/2019	215	2.70%	1,000,000
Reserve	Members Equity Bank Ltd.	08/05/2018	06/05/2019	363	2.80%	750,744
Trust	National Australia Bank	14/06/2018	11/06/2019	362	2.80%	300,000
Leederville Gardens Inc	National Australia Bank	14/06/2018	11/06/2019	362	2.80%	1,420,303
Reserve	Bendigo and Adelaide Bank	29/06/2018	11/06/2019	347	2.85%	2,415,020
Reserve	Bendigo and Adelaide Bank	17/08/2018	29/07/2019	346	2.75%	725,042
Reserve	Members Equity Bank Ltd.	05/09/2018	26/08/2019	355	2.75%	639,162

Funds	Institution	Investment Date	Maturity Date	Term	Interest Rate	Principal \$
Trust	Members Equity Bank Ltd.	05/09/2018	02/09/2019	362	2.75%	500,000
Leederville Gardens Inc	Commonwealth Bank of Australia	19/09/2018	02/09/2019	348	2.72%	1,074,654
Total Term Deposits						40,640,147
Total Investment Including At Call						44,209,274