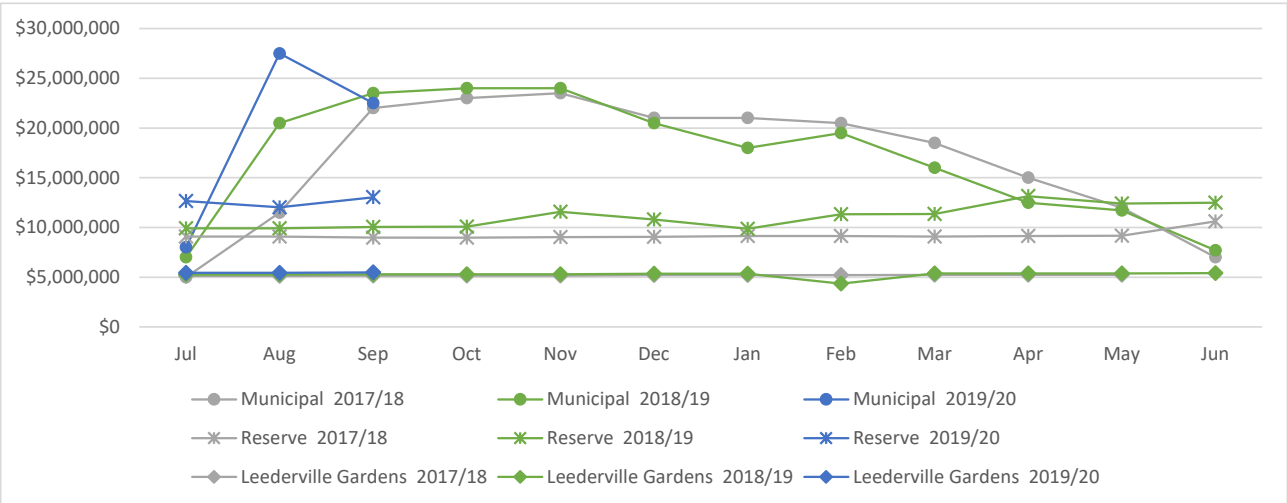
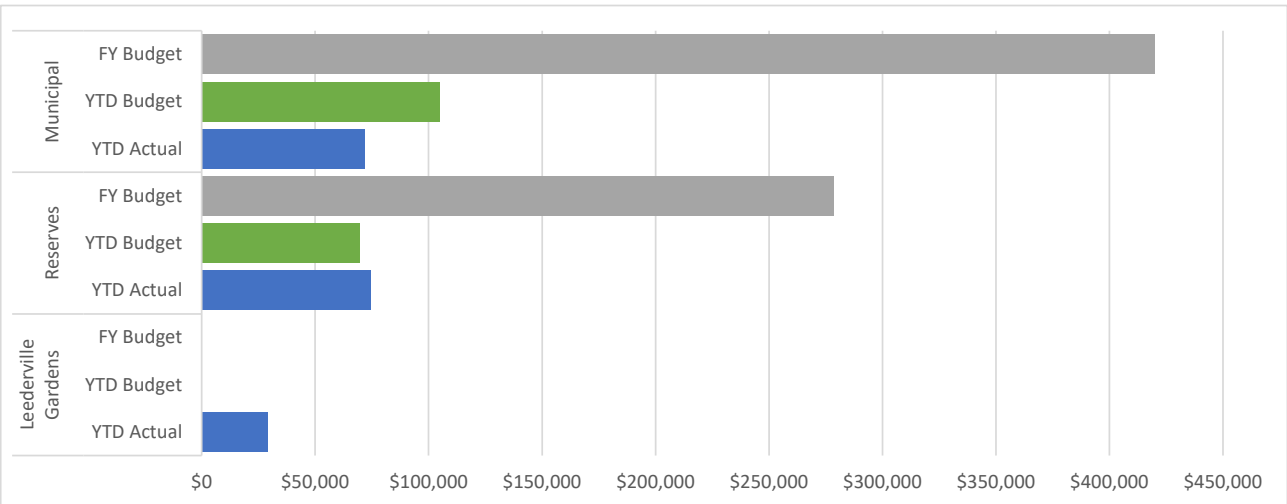


**CITY OF VINCENT
INVESTMENT PERFORMANCE
AS AT 30 SEPTEMBER 2019**

FUNDS INVESTED OVER 3 YEARS



INTEREST EARNINGS

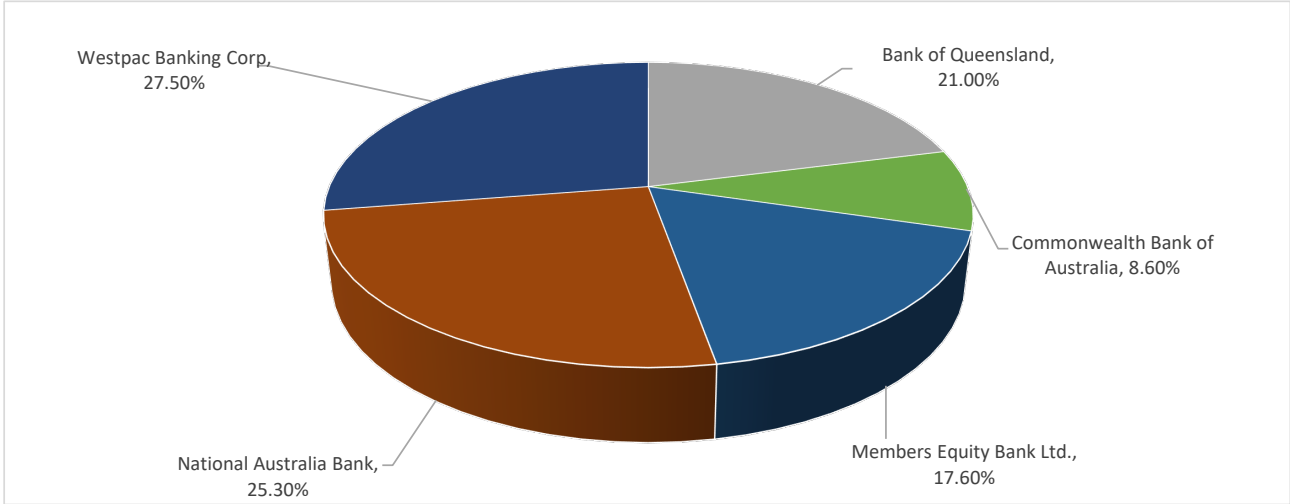


INTEREST RATE COMPARISON

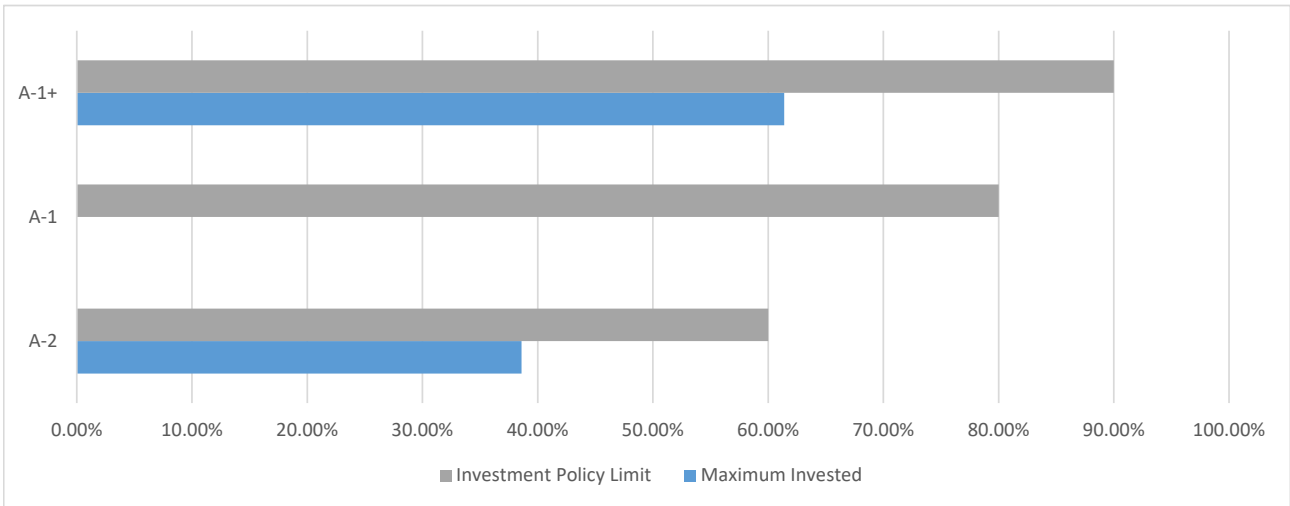


**CITY OF VINCENT
INVESTMENT POLICY COMPLIANCE
AS AT 30 SEPTEMBER 2019**

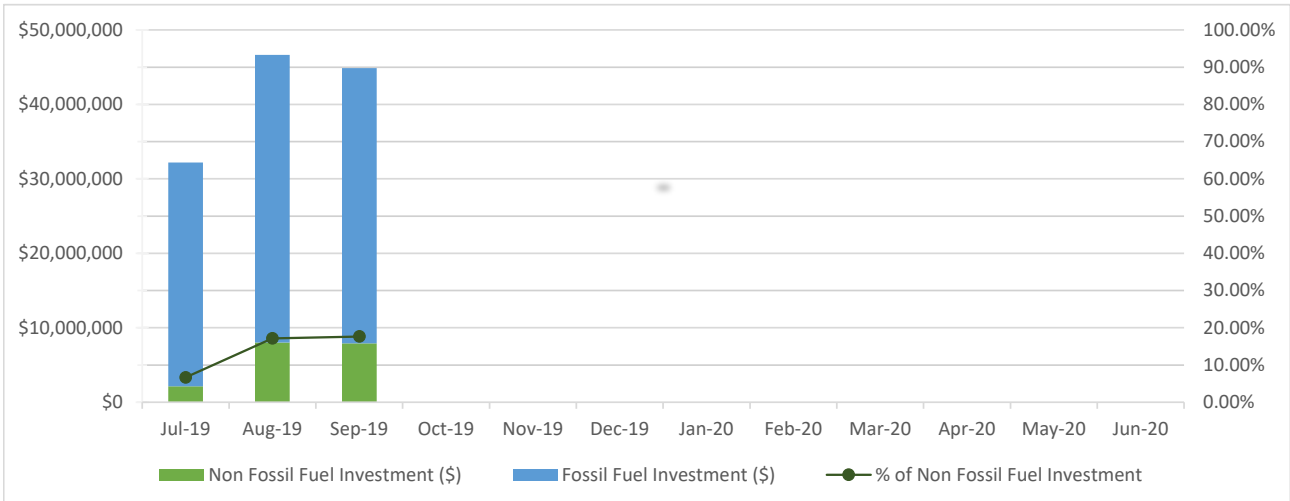
TOTAL PORTFOLIO EXPOSURE



TOTAL CREDIT EXPOSURE



FOSSIL FUEL INVESTMENT



* Selection of non fossil fuel investments is based on information provided by www.marketforces.org.au.

**CITY OF VINCENT
INVESTMENT PORTFOLIO
AS AT 30 SEPTEMBER 2019**

	Municipal	Reserve	Trust	Leederville Gardens Inc Surplus Trust	Total	Total
	\$	\$	\$	\$	\$	%
BY INVESTMENT HOLDINGS						
Operating Accounts	3,811,894	46,549	720	0	3,859,163	8.6%
Term Deposits	22,500,000	13,028,914	0	5,477,621	41,006,535	91.4%
Equity Shares	11,000	0	0	0	11,000	0.0%
	26,322,894	13,075,463	720	5,477,621	44,876,698	100.0%

BY INSTITUTION

Bank of Queensland	3,750,000	5,667,383	0	0	9,417,383	21.0%
Commonwealth Bank of Australia	3,811,894	46,549	720	0	3,859,163	8.6%
Members Equity Bank Ltd.	5,000,000	994,448	0	1,910,419	7,904,867	17.6%
National Australia Bank	7,050,000	2,206,993	0	2,107,457	11,364,450	25.3%
North Perth Community Bank	11,000	0	0	0	11,000	0.0%
Westpac Banking Corp	6,700,000	4,160,090	0	1,459,745	12,319,835	27.5%
	26,322,894	13,075,463	720	5,477,621	44,876,698	100.0%

BY CREDIT RATINGS (SHORT-TERM ISSUE)

A-1+	17,561,894	6,413,632	720	3,567,202	27,543,448	61.4%
A-1	0	0	0	0	0	0.0%
A-2	8,761,000	6,661,831	0	1,910,419	17,333,250	38.6%
	26,322,894	13,075,463	720	5,477,621	44,876,698	100.0%

BY TERMS

0-30 days	3,811,894	46,549	720	0	3,859,163	8.6%
31-90 days	3,300,000	0	0	0	3,300,000	7.4%
91-180 days	6,200,000	0	0	0	6,200,000	13.8%
181-270 days	12,500,000	9,832,634	0	0	22,332,634	49.8%
270-365 days	500,000	3,196,280	0	5,477,621	9,173,901	20.4%
> 1 year	11,000	0	0	0	11,000	
	26,322,894	13,075,463	720	5,477,621	44,876,698	100.0%

BY MATURITY

0-30 days	7,111,894	773,992	720	0	7,886,606	17.6%
31-90 days	2,200,000	2,468,836	0	0	4,668,836	10.4%
91-180 days	11,500,000	7,437,823	0	0	18,937,823	42.2%
181-270 days	5,500,000	2,394,812	0	1,459,745	9,354,557	20.8%
270-365 days	0	0	0	4,017,876	4,017,876	9.0%
> 1 year	11,000	0	0	0	11,000	0.0%
	26,322,894	13,075,463	720	5,477,621	44,876,698	100.0%

BY FOSSIL FUEL EXPOSURE (as determined by www.marketforces.org.au)

Fossil Fuel Lending	21,311,894	12,081,015	720	3,567,202	36,960,831	82.4%
Non Fossil Fuel Lending	5,011,000	994,448	0	1,910,419	7,915,867	17.6%
	26,322,894	13,075,463	720	5,477,621	44,876,698	100.0%

**CITY OF VINCENT
INVESTMENT INTEREST EARNINGS
AS AT 30 SEPTEMBER 2019**

	YTD 30/09/2019 \$	YTD 30/09/2018 \$	FY 2019/20 \$	FY 2018/19 \$
MUNICIPAL FUNDS				
Budget	105,000	112,600	420,000	420,000
Interest Earnings	72,077	111,487	72,077	526,801
% Income to Budget	68.64%	99.01%	17.16%	125.43%
RESERVE FUNDS				
Budget	69,672	68,400	278,688	226,060
Interest Earnings	74,671	68,397	74,671	295,189
% Income to Budget	107.18%	100.00%	26.79%	130.58%
LEEDERVILLE GARDENS INC SURPLUS TRUST				
Budget	0	0	0	0
Interest Earnings	29,316	34,969	29,316	141,214
TOTAL				
Budget	174,672	181,000	698,688	646,060
Interest Earnings	176,064	214,853	176,064	963,204
% Income to Budget	100.80%	118.70%	25.20%	149.09%
Variance	1,392	33,853	(522,624)	317,144
% Variance to Budget	0.80%	18.70%	-74.80%	49.09%
TOTAL (EXCL. LEEDERVILLE GARDENS INC SURPLUS TRUST)				
Budget	174,672	181,000	698,688	646,060
Interest Earnings	146,748	179,884	146,748	821,990
% Income to Budget	84.01%	99.38%	21.00%	127.23%
Variance	(27,924)	(1,116)	(551,940)	175,930
% Variance to Budget	-15.99%	-0.62%	-79.00%	27.23%

**CITY OF VINCENT
CURRENT INVESTMENT HOLDING
AS AT 30 SEPTEMBER 2019**

Funds	Institution	Investment Date	Maturity Date	Term	Interest Rate	Principal \$
<u>OPERATING ACCOUNTS</u>						
Municipal	Commonwealth Bank of Australia					3,811,894
Reserve	Commonwealth Bank of Australia					46,549
Trust	Commonwealth Bank of Australia					720
Total Operating Funds						3,859,163
<u>EQUITY SHARES</u>						
Municipal	North Perth Community Bank	23/11/2001				11,000
Total Shares						11,000
<u>TERM DEPOSITS</u>						
Reserve	National Australia Bank	08/11/2018	14/10/2019	340	2.72%	727,443
Reserve	National Australia Bank	30/11/2018	25/11/2019	360	2.78%	1,479,550
Municipal	Westpac Banking Corp	19/12/2018	19/12/2019	365	2.80%	500,000
Reserve	Bank of Queensland	06/03/2019	16/12/2019	285	2.65%	989,287
Reserve	Westpac Banking Corp	30/04/2019	13/01/2020	258	2.65%	2,360,090
Leederville Gardens Inc Surplus	Westpac Banking Corp	14/06/2019	12/06/2020	364	2.25%	1,459,745
Reserve	Bank of Queensland	14/06/2019	03/02/2020	234	2.15%	2,520,070
Reserve	Westpac Banking Corp	23/07/2019	09/03/2020	230	2.20%	1,800,000
Reserve	Bank of Queensland	22/07/2019	09/03/2020	231	1.90%	757,662
Leederville Gardens Inc Surplus	National Australia Bank	22/07/2019	21/07/2020	365	1.90%	2,107,457
Reserve	Bank of Queensland	31/07/2019	06/04/2020	250	1.85%	743,943
Municipal	Westpac Banking Corp	31/07/2019	11/11/2019	103	2.15%	700,000
Municipal	National Australia Bank	31/07/2019	28/10/2019	89	1.82%	3,300,000
Municipal	National Australia Bank	09/08/2019	25/11/2019	108	1.80%	1,000,000
Municipal	Westpac Banking Corp	09/08/2019	13/01/2020	157	1.96%	500,000
Municipal	Members Equity Bank Ltd.	15/08/2019	03/02/2020	172	1.75%	2,500,000
Municipal	Westpac Banking Corp	15/08/2019	27/01/2020	165	1.86%	1,500,000
Municipal	Bank of Queensland	22/08/2019	03/03/2020	194	1.75%	1,750,000
Municipal	Westpac Banking Corp	22/08/2019	24/02/2020	186	1.86%	500,000
Municipal	National Australia Bank	22/08/2019	24/02/2020	186	1.69%	1,250,000
Municipal	National Australia Bank	29/08/2019	23/03/2020	207	1.63%	1,500,000
Municipal	Members Equity Bank Ltd.	29/08/2019	13/04/2020	228	1.65%	2,500,000
Municipal	Bank of Queensland	29/08/2019	23/03/2020	207	1.75%	2,000,000
Municipal	Westpac Banking Corp	29/08/2019	11/05/2020	256	1.76%	3,000,000
Leederville Gardens Inc Surplus	Members Equity Bank Ltd.	04/09/2019	24/08/2020	355	1.60%	1,910,419
Reserve	Bank of Queensland	04/09/2019	05/05/2020	244	1.63%	656,421
Reserve	Members Equity Bank Ltd.	24/09/2019	01/06/2020	251	1.65%	994,448
Total Term Deposits						41,006,535
Total Investment Including At Call						44,876,698