

**CITY OF VINCENT  
INVESTMENT PORTFOLIO  
AS AT 31 DECEMBER 2020**

	<b>Municipal</b>	<b>Reserve</b>	<b>Leederville Gardens Inc Surplus Trust</b>	<b>Total</b>	<b>Total</b>
	<b>\$</b>	<b>\$</b>	<b>\$</b>	<b>\$</b>	<b>%</b>
<b>BY INVESTMENT HOLDINGS</b>					
Municipal Account	1,133,739	3,862,804	0	4,996,543	13.1%
Online Saver	6,062,812	0	0	6,062,812	15.9%
Term Deposits	14,500,000	7,522,440	4,980,146	27,002,586	71.0%
	<b>21,696,551</b>	<b>11,385,244</b>	<b>4,980,146</b>	<b>38,061,941</b>	<b>100.0%</b>

**BY INSTITUTION**

Bank of Queensland	2,000,000	1,100,396	892,499	3,992,895	10.5%
Commonwealth Bank of Australia	7,196,551	3,862,804	0	11,059,355	29.0%
Members Equity Bank Ltd.	2,000,000	0	0	2,000,000	5.3%
National Australia Bank	8,000,000	0	0	8,000,000	21.0%
Westpac Banking Corp	0	2,696,315	4,087,647	6,783,962	17.8%
AMP Bank	2,500,000	3,725,729	0	6,225,729	16.4%
	<b>21,696,551</b>	<b>11,385,244</b>	<b>4,980,146</b>	<b>38,061,941</b>	<b>100.0%</b>

**BY CREDIT RATINGS (SHORT-TERM ISSUE)**

A-1+	15,196,551	6,559,119	4,087,647	25,843,317	67.9%
A-1	0	0	0	0	0.0%
A-2	6,500,000	4,826,125	892,499	12,218,624	32.1%
	<b>21,696,551</b>	<b>11,385,244</b>	<b>4,980,146</b>	<b>38,061,941</b>	<b>100.0%</b>

**BY TERMS**

0-30 days	7,196,551	3,862,804	0	11,059,355	29.1%
31-90 days	2,000,000	0	0	2,000,000	5.3%
91-180 days	10,500,000	0	0	10,500,000	27.6%
181-270 days	2,000,000	3,796,711	892,499	6,689,210	17.5%
270-365 days	0	3,725,729	4,087,647	7,813,376	20.5%
	<b>21,696,551</b>	<b>11,385,244</b>	<b>4,980,146</b>	<b>38,061,941</b>	<b>100.0%</b>

**BY MATURITY**

0-30 days	9,196,551	4,973,667	0	14,170,218	37.2%
31-90 days	8,000,000	1,100,396	892,499	9,992,895	26.2%
91-180 days	4,500,000	3,385,452	2,147,499	10,032,951	26.4%
181-270 days	0	1,925,729	1,940,148	3,865,877	10.2%
	<b>21,696,551</b>	<b>11,385,244</b>	<b>4,980,146</b>	<b>38,061,941</b>	<b>100.0%</b>

**BY FOSSIL FUEL EXPOSURE** (as determined by [www.marketforces.org.au](http://www.marketforces.org.au))

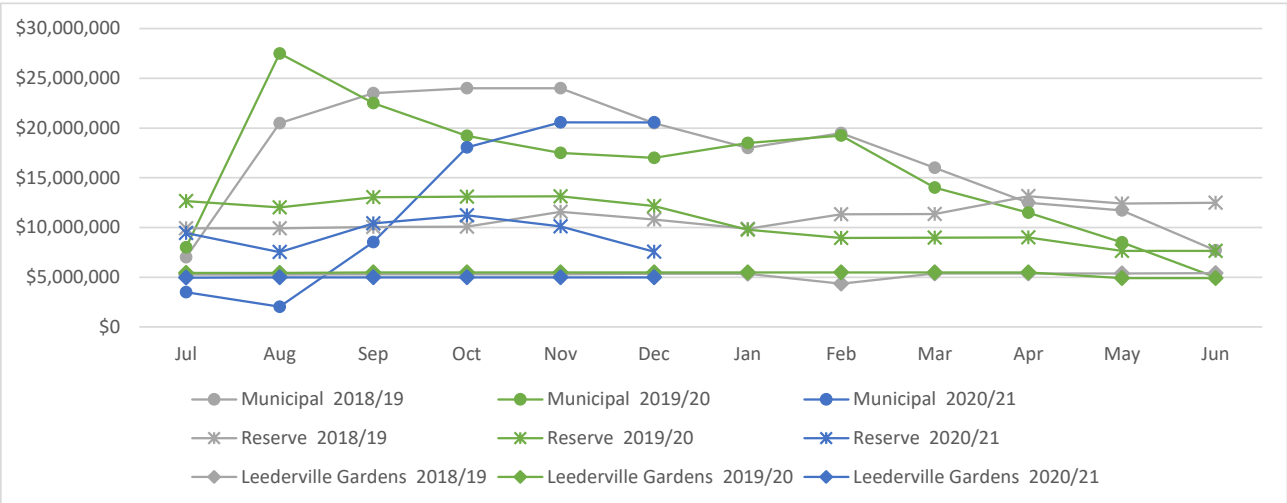
Fossil Fuel Lending	19,696,551	11,385,244	4,980,146	36,061,941	94.7%
Non Fossil Fuel Lending	2,000,000	0	0	2,000,000	5.3%
	<b>21,696,551</b>	<b>11,385,244</b>	<b>4,980,146</b>	<b>38,061,941</b>	<b>100.0%</b>

**CITY OF VINCENT  
CURRENT INVESTMENT HOLDING  
AS AT 31 DECEMBER 2020**

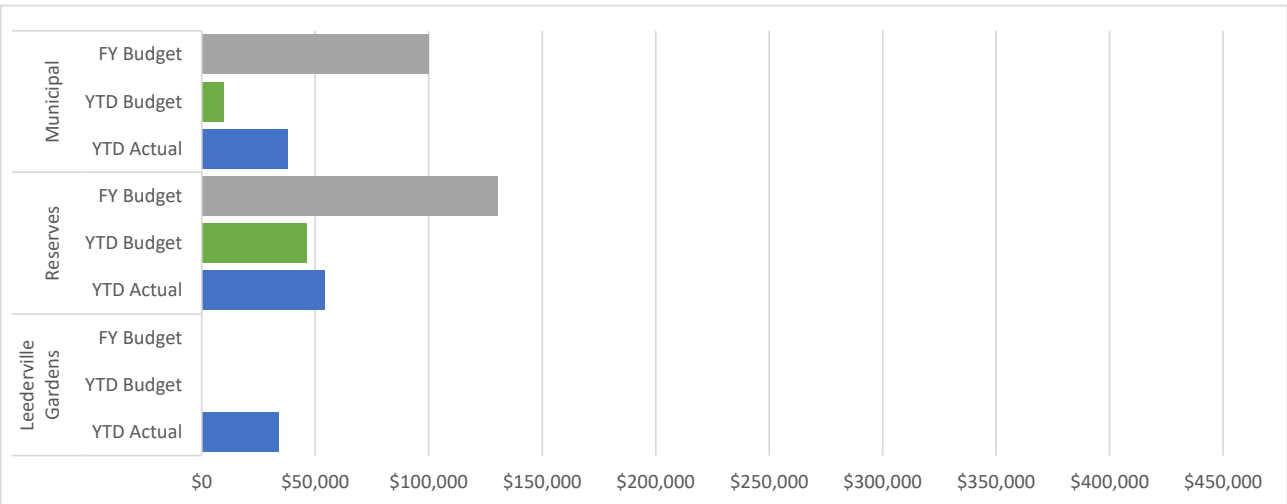
<b>Funds</b>	<b>Institution</b>	<b>Investment Date</b>	<b>Maturity Date</b>	<b>Term</b>	<b>Interest Rate</b>	<b>Principal \$</b>
<b><u>OPERATING ACCOUNTS</u></b>						
Municipal	Commonwealth Bank of Australia					1,133,739
Reserve	Commonwealth Bank of Australia					3,862,804
<b>Total Operating Funds</b>						<b>4,996,543</b>
<b><u>ONLINE SAVER</u></b>						
Municipal	Commonwealth Bank of Australia	Ongoing		180	0.45%	6,062,812
<b>Total</b>						<b>6,062,812</b>
<b><u>TERM DEPOSITS</u></b>						
Reserve	Bank of Queensland	18/06/2020	15/03/2021	270	1.08%	1,100,396
Leederville Gardens Inc Surplus Trust	Bank of Queensland	18/06/2020	15/03/2021	270	1.08%	892,499
Reserve	Westpac Banking Corp	22/07/2020	25/01/2021	187	0.85%	1,110,864
Leederville Gardens Inc Surplus Trust	Westpac Banking Corp	22/07/2020	28/06/2021	341	0.95%	2,147,499
Reserve	Westpac Banking Corp	18/08/2020	12/04/2021	237	0.75%	1,585,451
Reserve	AMP Bank	18/08/2020	17/05/2021	272	0.80%	1,800,000
Leederville Gardens Inc Surplus Trust	Westpac Banking Corp	01/09/2020	16/08/2021	349	0.80%	1,940,148
Municipal	National Australia Bank	27/10/2020	26/02/2021	122	0.48%	2,000,000
Municipal	National Australia Bank	27/10/2020	08/02/2021	104	0.48%	2,000,000
Municipal	National Australia Bank	27/10/2020	01/02/2021	97	0.48%	2,000,000
Reserve	AMP Bank	27/10/2020	29/07/2021	275	0.55%	1,925,729
Municipal	National Australia Bank	27/10/2020	25/01/2021	90	0.48%	2,000,000
Municipal	Members Equity Bank Ltd.	27/10/2020	15/03/2021	139	0.50%	2,000,000
Municipal	Bank of Queensland	27/10/2020	27/04/2021	182	0.50%	2,000,000
Municipal	AMP Bank	25/11/2020	24/05/2021	180	0.70%	2,500,000
<b>Total Term Deposits</b>						<b>27,002,586</b>
<b>Total Investment Including At Call</b>						<b>38,061,940</b>

**CITY OF VINCENT  
INVESTMENT PERFORMANCE  
AS AT 31 DECEMBER 2020**

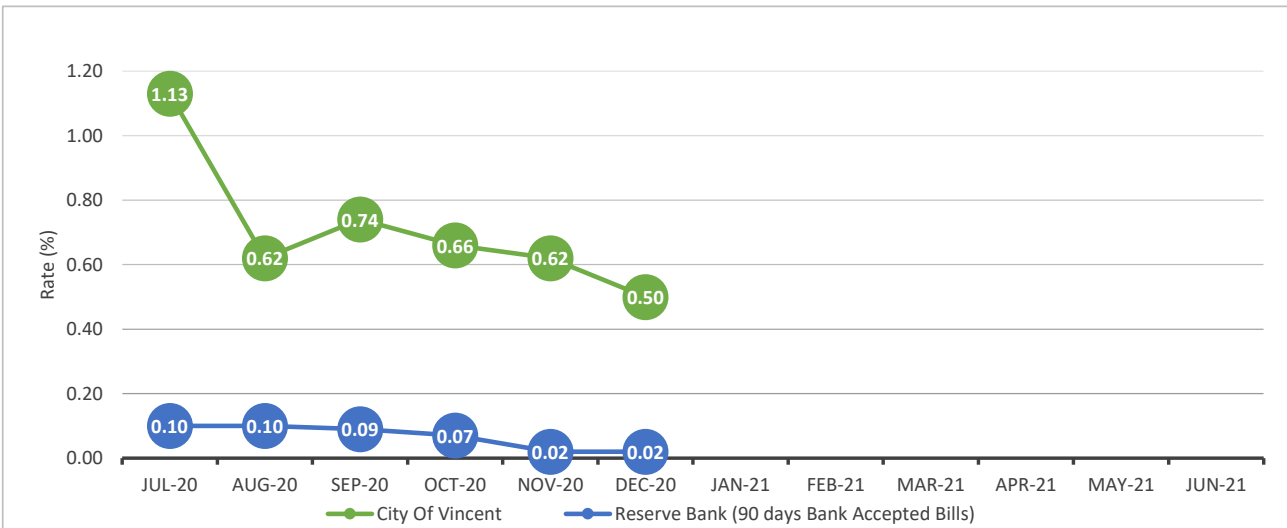
**FUNDS INVESTED (ONLINE SAVER AND TERM DEPOSITS)**



**INTEREST EARNINGS**

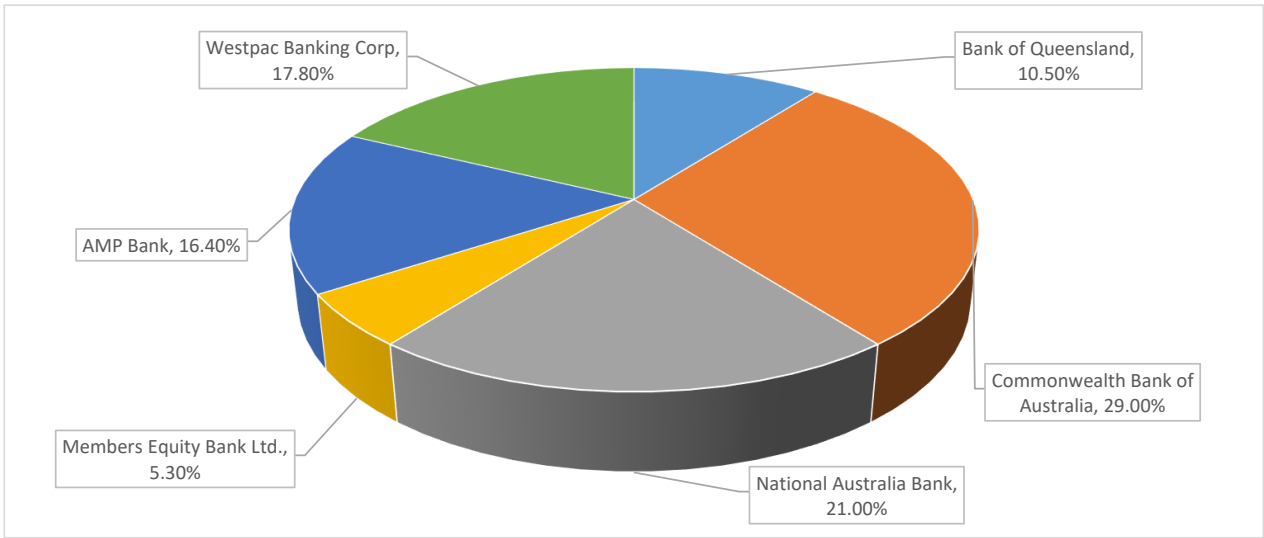


**INTEREST RATE COMPARISON**

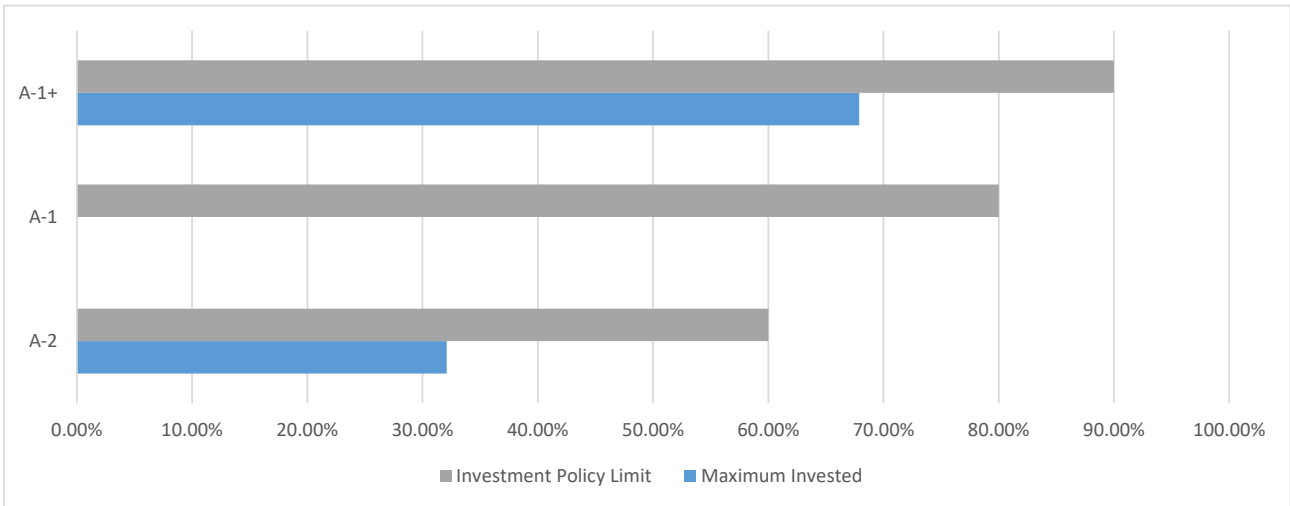


**CITY OF VINCENT  
INVESTMENT POLICY COMPLIANCE  
AS AT 31 DECEMBER 2020**

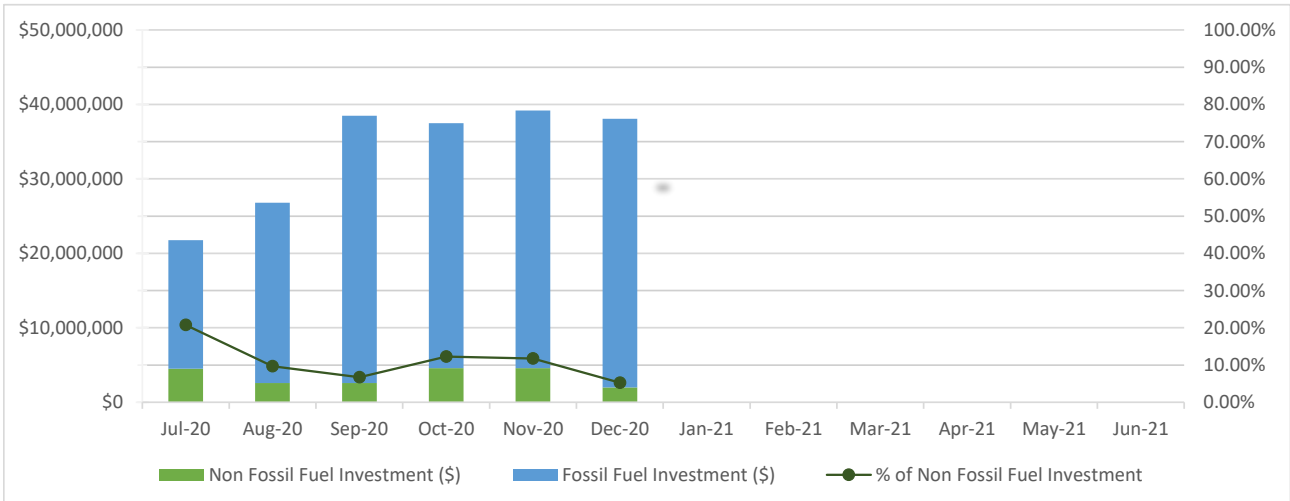
**TOTAL PORTFOLIO EXPOSURE**



**TOTAL CREDIT EXPOSURE**



**FOSSIL FUEL EXPOSURE**



\* Selection of non fossil fuel investments is based on information provided by [www.marketforces.org.au](http://www.marketforces.org.au).

**CITY OF VINCENT  
INVESTMENT INTEREST EARNINGS  
AS AT 31 DECEMBER 2020**

	YTD 31/12/2020 \$	YTD 31/12/2019 \$	FY 2020/21 \$	FY 2019/20 \$
<b>MUNICIPAL FUNDS</b>				
Budget	9,675	210,000	100,000	250,000
Interest Earnings	38,060	162,493	38,060	297,684
% Income to Budget	393.39%	77.38%	38.06%	119.07%
<b>RESERVE FUNDS</b>				
Budget	46,232	139,344	130,205	200,000
Interest Earnings	54,246	145,722	54,246	223,720
% Income to Budget	117.33%	104.58%	41.66%	111.86%
<b>LEEDERVILLE GARDENS INC SURPLUS TRUST</b>				
Budget	0	0	0	0
Interest Earnings	33,891	55,391	25,874	29,316
% Income to Budget	0.00%	0.00%	0.00%	0.00%
<b>TOTAL</b>				
Budget	55,907	349,344	230,205	450,000
Interest Earnings	126,197	363,606	118,180	550,720
% Income to Budget	225.73%	104.08%	51.34%	122.38%
Variance	70,290	14,262	(112,025)	100,720
% Variance to Budget	125.73%	4.08%	-48.66%	22.38%
<b>TOTAL (EXCL. LEEDERVILLE GARDENS INC SURPLUS TRUST)</b>				
Budget	55,907	349,344	230,205	450,000
Interest Earnings	92,306	308,215	92,306	521,404
% Income to Budget	165.11%	88.23%	40.10%	115.87%
Variance	36,399	(41,129)	(137,899)	71,404
% Variance to Budget	65.11%	-11.77%	-59.90%	15.87%