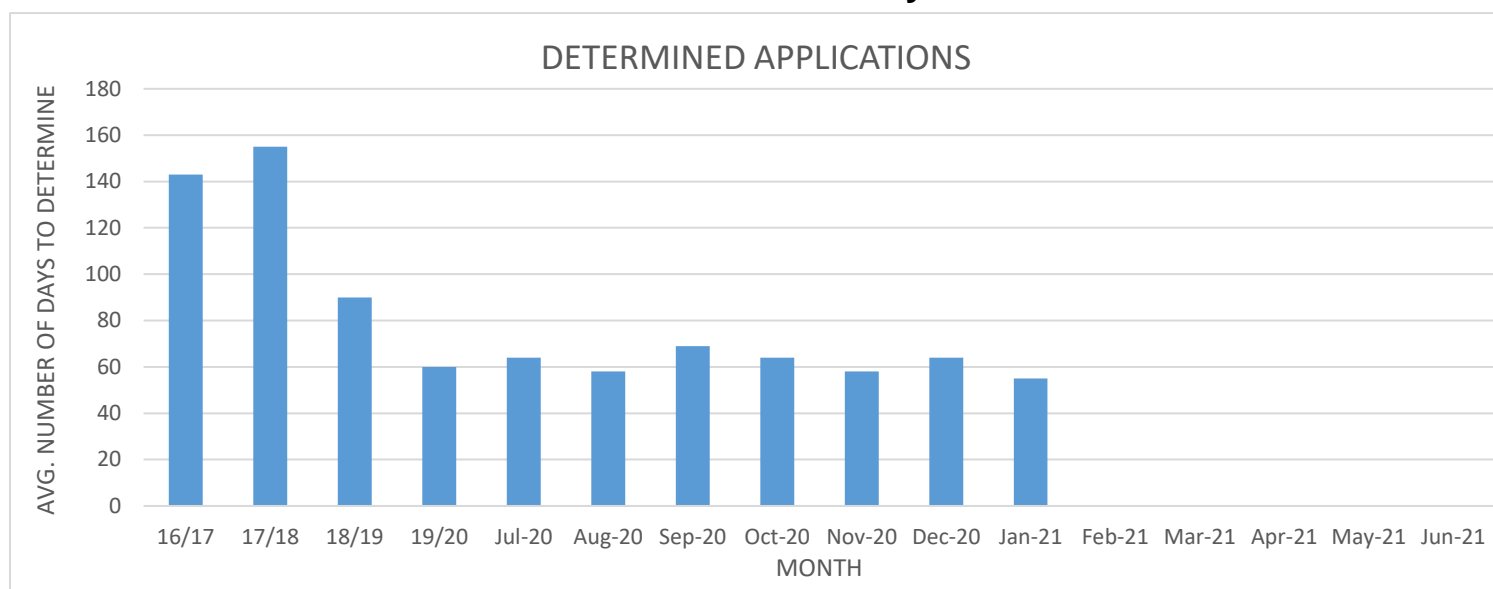


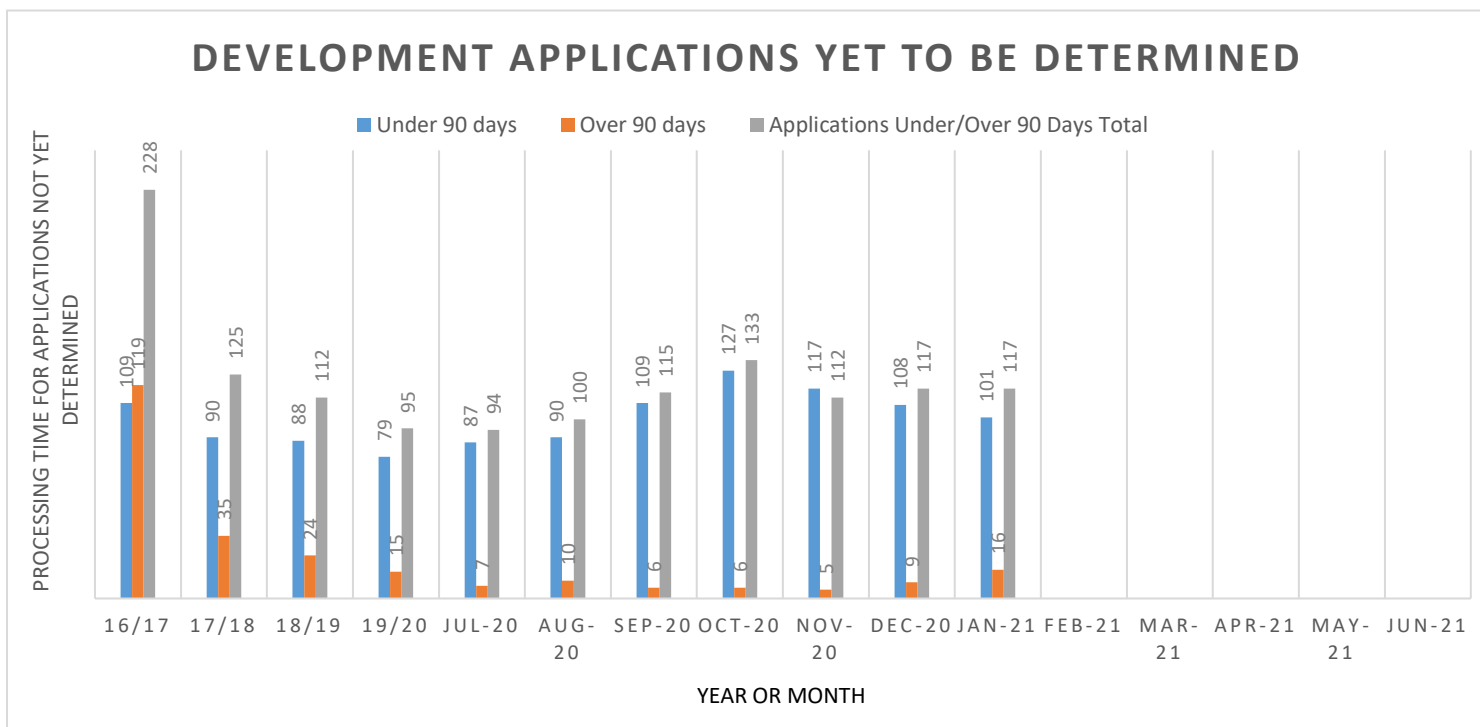
## Statistics for Development Applications As at the end of January 2021



**Table 1:** Minimum, Average and Maximum Processing Timeframes for determined applications in each financial year since 2016/17 and each month since July 2020.

Processing Days	16/17	17/18	18/19	19/20	Jul-20	Aug-20	Sept-20	Oct-20	Nov-20	Dec-20	Jan-21	Feb-21	Mar-21	Apr-21	May-21	Jun-21
Minimum	7	1	0	0	14	0	23	20	20	0	1					
Average	143	155	85	60	64	58	69	64	58	64	55					
Maximum	924	1008	787	499	113	132	191	110	141	268	90					

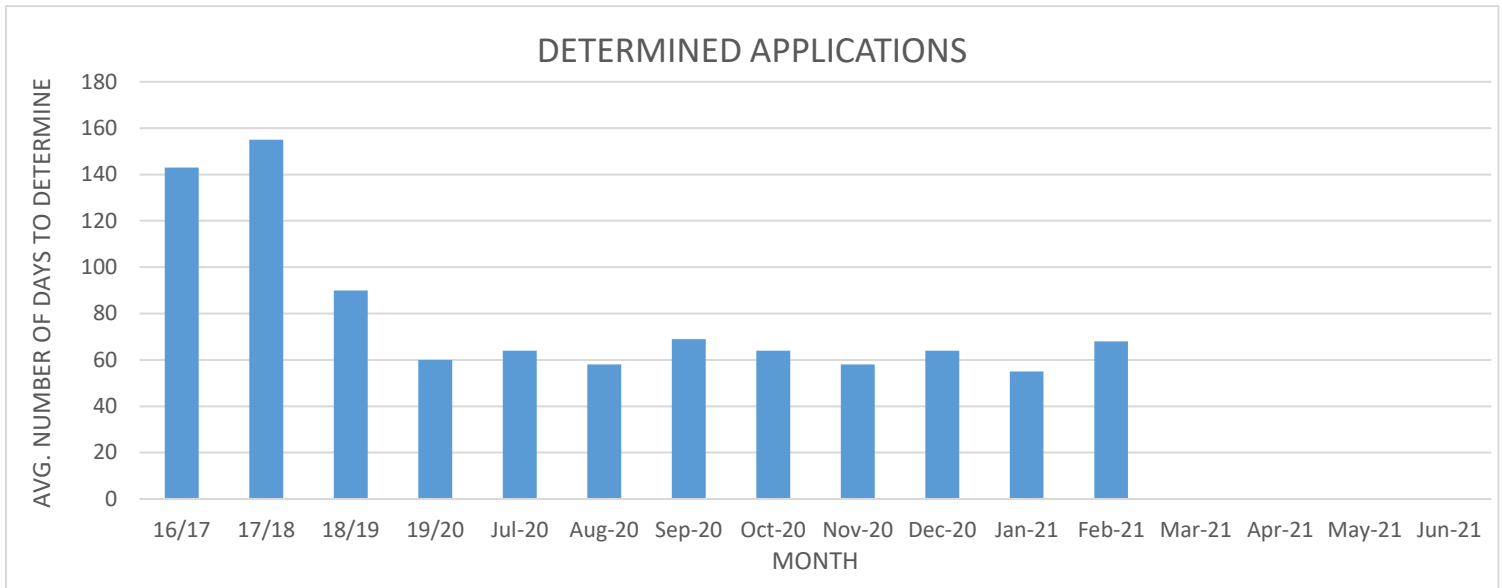
	Jul-20	Aug-20	Sept-20	Oct-20	Nov-20	Dec-20	Jan-21	Feb-21	Mar-21	Apr-21	May-21	Jun-21
DA's Determined	31	35	28	36	49	41	28					
Value of Determined DA's (in millions)	10.2	23.20	18.89	33.8	27.6	19.2	4.96					



**Table 2:** No. of DA's to be determined

	Jul-20	Aug-20	Sept-20	Oct-20	Nov-20	Dec-20	Jan-21	Feb-21	Mar-21	Apr-21	May-21	Jun-21
DA's lodged	26	42	47	57	38	33	31					
DA's to be Determined	94	100	115	133	117	117	117					
Value of DA's to be Determined (in millions)	36.73	35.17	42.58	57.68	35.25	61.10	64.29					

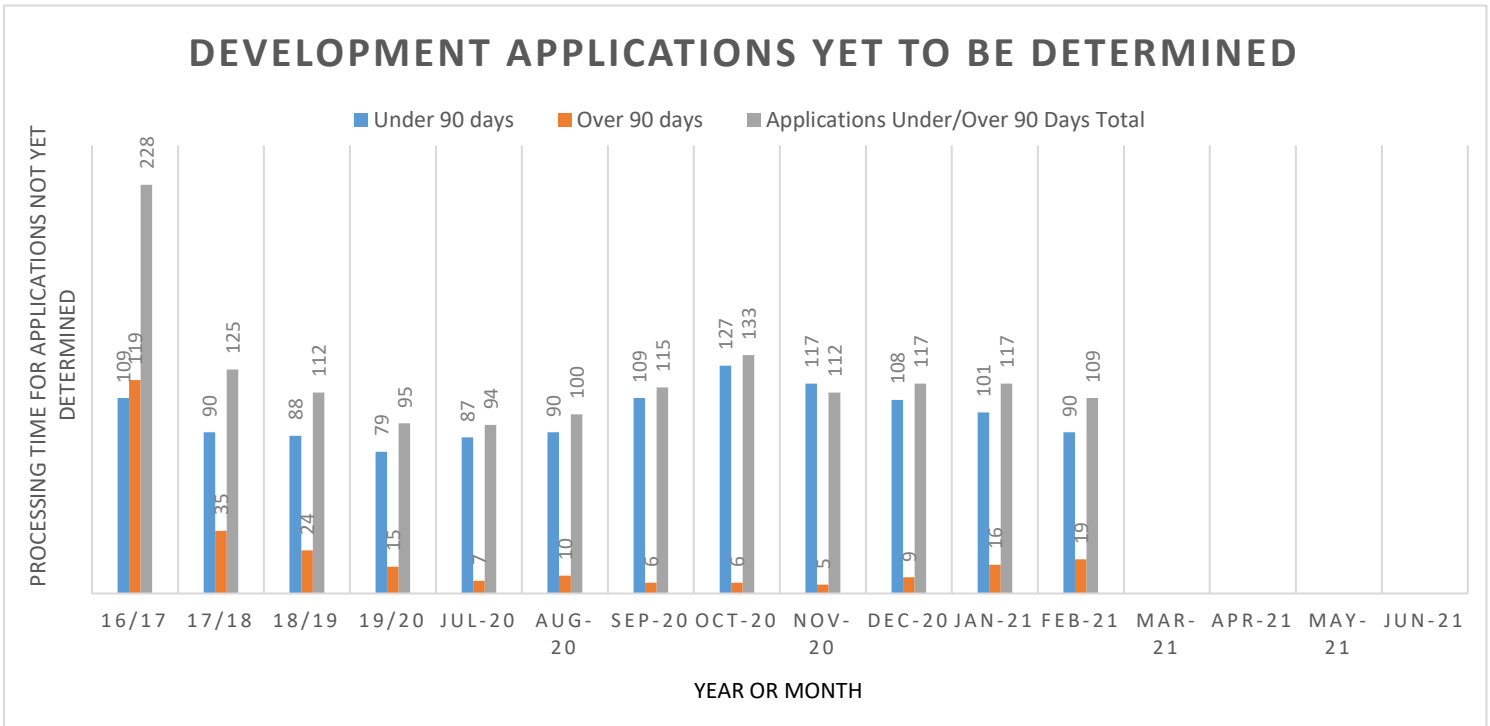
## Statistics for Development Applications As at the end of February 2021



**Table 1:** Minimum, Average and Maximum Processing Timeframes for determined applications in each financial year since 2016/17 and each month since July 2020.

Processing Days	16/17	17/18	18/19	19/20	Jul-20	Aug-20	Sept-20	Oct-20	Nov-20	Dec-20	Jan-21	Feb-21	Mar-21	Apr-21	May-21	Jun-21
Minimum	7	1	0	0	14	0	23	20	20	0	1	1				
Average	143	155	85	60	64	58	69	64	58	64	55	68				
Maximum	924	1008	787	499	113	132	191	110	141	268	90	128				

	Jul-20	Aug-20	Sept-20	Oct-20	Nov-20	Dec-20	Jan-21	Feb-21	Mar-21	Apr-21	May-21	Jun-21
DA's Determined	31	35	28	36	49	41	28	37				
Value of Determined DA's (in millions)	10.2	23.20	18.89	33.8	27.6	19.2	4.96	6.6				



**Table 2:** No. of DA's to be determined

	Jul-20	Aug-20	Sept-20	Oct-20	Nov-20	Dec-20	Jan-21	Feb-21	Mar-21	Apr-21	May-21	Jun-21
DA's lodged	26	42	47	57	38	33	31	27				
DA's to be Determined	94	100	115	133	117	117	117	109				
Value of DA's to be Determined (in millions)	36.73	35.17	42.58	57.68	35.25	61.10	64.29	66.98				