



CITY OF VINCENT
NOTE 1 - STATEMENT OF FINANCIAL ACTIVITY
BY NATURE OR TYPE
FOR THE PERIOD ENDED 31 DECEMBER 2022

	Note	Revised Budget 2022/23 \$	YTD Budget 31/12/2022 \$	YTD Actual 31/12/2022 \$	YTD Variance \$	YTD Variance %
Opening Funding Surplus(Deficit)	1	6,125,327	6,125,327	6,125,327	0	0.0%
Revenue from operating activities						
Rates		39,910,329	39,853,826	40,168,713	314,887	0.8%
Operating Grants, Subsidies and Contributions		1,247,567	438,585	386,097	(52,488)	-12.0%
Fees and Charges		20,921,584	10,581,711	11,644,214	1,062,503	10.0%
Interest Earnings		533,000	367,753	846,099	478,346	130.1%
Other Revenue		1,151,629	596,472	630,148	33,676	5.6%
Profit on Disposal of Assets		2,562,601	714,313	78,410	(635,903)	-89.0%
		66,326,710	52,552,660	53,753,681	1,201,021	2.3%
Expenditure from operating activities						
Employee Costs		(28,805,030)	(13,413,687)	(12,880,855)	532,832	-4.0%
Materials and Contracts		(21,822,785)	(9,528,239)	(9,658,443)	(130,204)	1.4%
Utility Charges		(1,860,245)	(918,744)	(736,920)	181,824	-19.8%
Depreciation on Non-Current Assets		(12,865,818)	(6,432,942)	(5,743,653)	689,289	-10.7%
Interest Expenses		(540,835)	(227,953)	(217,321)	10,632	-4.7%
Insurance Expenses		(647,958)	(323,988)	(323,988)	0	0.0%
Other Expenditure		(939,482)	(333,286)	(345,896)	(12,610)	3.8%
Loss on Disposal of Assets		(516,540)	(516,540)	(536,786)	(20,246)	3.9%
		(67,998,693)	(31,695,379)	(30,443,862)	1,251,517	-3.9%
Operating activities excluded from budget						
Add Deferred Rates Adjustment		0	0	(133,998)	(133,998)	0.0%
Add Back Depreciation		12,865,818	6,432,942	5,743,653	(689,289)	-10.7%
Adjust (Profit)Loss on Asset Disposal		(2,046,061)	(197,773)	458,376	656,149	-331.8%
		10,819,757	6,235,169	6,068,031	(167,138)	-2.7%
Amount attributable to operating activities		9,147,774	27,092,450	29,377,850	2,285,400	8.4%
Investing Activities						
Non-operating Grants, Subsidies and Contributions		3,672,590	3,185,930	696,725	(2,489,205)	-78.1%
Purchase Property, Plant and Equipment	4	(11,545,166)	(7,907,745)	(2,565,927)	5,341,818	-67.6%
Purchase Infrastructure Assets	4	(8,543,447)	(5,538,499)	(1,810,488)	3,728,011	-67.3%
Proceeds from Joint Venture Operations		1,666,666	833,333	833,334	1	0.0%
Proceeds from Disposal of Assets		1,926,000	1,926,000	1,063,984	(862,016)	-44.8%
Amount attributable to investing activities		(12,823,357)	(7,500,981)	(1,782,372)	5,718,609	-76.2%
Financing Activities						
Principal elements of finance lease payments		(70,602)	(47,068)	(47,068)	0	0.0%
Repayment of Loans		(1,501,877)	(728,946)	(728,948)	(2)	0.0%
Proceeds from New Loans		827,879	827,879	827,879	0	0.0%
Transfer to Reserves	5	(4,468,083)	(2,270,038)	(4,345,661)	(2,075,623)	91.4%
Transfer from Reserves	5	4,912,256	4,614,740	703,636	(3,911,104)	-84.8%
Amount attributable to financing activities		(300,427)	2,396,567	(3,590,162)	(5,986,729)	-249.8%
Closing Funding Surplus(Deficit)		2,149,317	28,113,363	30,130,643	2,017,280	7.2%



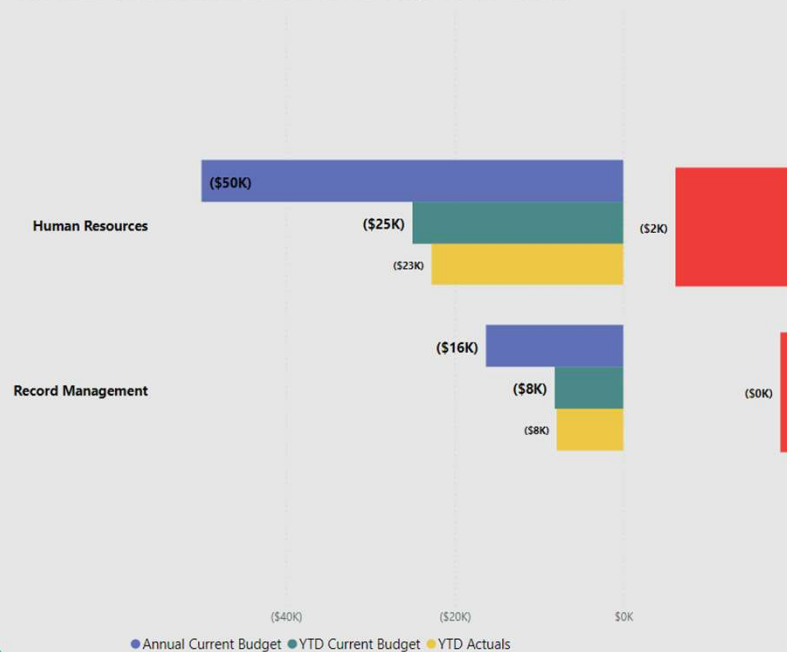
CITY OF VINCENT
NOTES TO THE STATEMENT OF FINANCIAL ACTIVITY
NOTE 2 - NET CURRENT FUNDING POSITION
FOR THE PERIOD ENDED 31 DECEMBER 2022

	Note	YTD Actual	FY Actual
		31/12/2022	31/12/2021
		\$	\$
Current Assets			
Cash Unrestricted		28,749,979	25,254,097
Cash Restricted		15,343,485	12,592,008
Investments		(2,750)	11,000
Receivables - Rates	6	9,749,639	9,431,639
Receivables - Other	7	3,352,740	2,601,950
Inventories		204,273	299,150
		<u>57,397,366</u>	<u>50,189,844</u>
Less: Current Liabilities			
Payables		(9,658,183)	(9,016,369)
Provisions - employee		(5,303,663)	(4,998,508)
		<u>(14,961,846)</u>	<u>(14,014,877)</u>
Unadjusted Net Current Assets		42,435,520	36,174,967
Adjustments and exclusions permitted by FM Reg 32			
Less: Reserves - restricted cash	5	(15,343,485)	(12,592,008)
Less: Shares transferred from non current asset		2,750	(11,000)
Add: Current portion of long term borrowings		1,481,586	1,289,925
Add: Infringement Debtors transferred to non current asset		1,530,743	1,436,572
Add: Current portion of long term finance lease liabilities		23,534	0
		<u>(12,304,872)</u>	<u>(9,876,511)</u>
Adjusted Net Current Assets		30,130,649	26,298,456

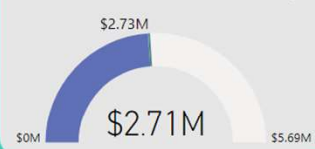


CITY OF VINCENT
NOTE 3 - SUMMARY OF INCOME AND EXPENDITURE
OFFICE OF THE CEO
AS AT 31 DECEMBER 2022

INCOME BY SERVICE LINE: Annual and YTD Budget vs YTD Actuals



Net YTD Actuals vs YTD Current Budget



KEY VARIANCE COMMENTARY
(\$20,000 and 10%)

CEO

- \$100k favourable expenditure due to:
 - \$56k timing variance on Underground Power Project costs.
 - All other variances are immaterial in nature.

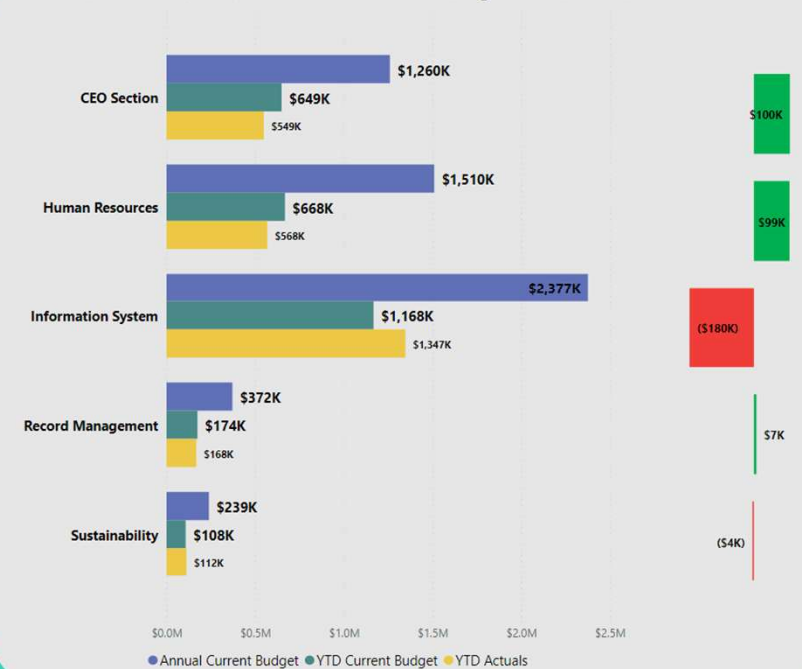
Human Resources

- \$99k favourable expenditure due to:
 - \$76k favourable variance in employee costs for vacant positions yet to be filled.
 - \$24k favourable timing variance for membership fees.

Information System

- \$180k unfavourable expenditure due to:
 - \$318k unfavourable variance for prepaid software licences.
 - \$60k budget phasing variance for consultants.This is partially offset by,
 - \$93k favourable timing variance for furniture and equipment purchases.
 - \$70k favourable in employee costs for vacant positions yet to be filled.
 - \$15k timing variance for operating initiatives.All other variances are individually immaterial.

EXPENDITURE BY SERVICE LINE: Annual and YTD Budget vs YTD Actuals



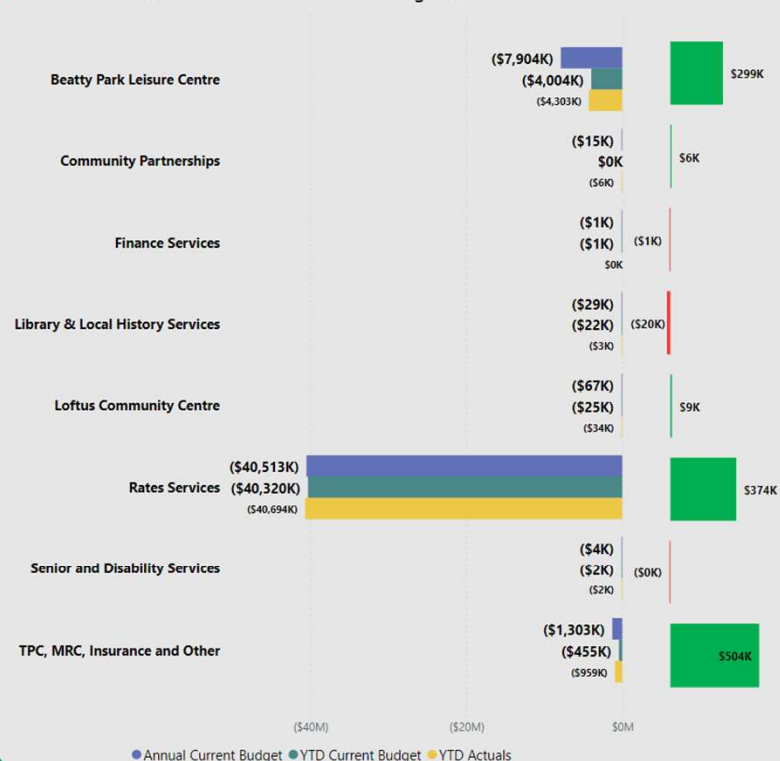
CITY OF VINCENT
NOTE 3 - SUMMARY OF INCOME AND EXPENDITURE
CORPORATE SERVICES DIRECTORATE
AS AT 31 DECEMBER 2022



Net YTD Actuals vs YTD Current Budget



INCOME BY SERVICE LINE: Annual and YTD Budget vs YTD Actuals



KEY VARIANCE COMMENTARY
(\$20,000 and 10%)

Beatty Park Leisure Centre

\$299k favourable income due to higher swim school, group fitness and gym memberships.
\$65k favourable expenditure due to timing variances for general maintenance and utility costs.

Community Partnership

\$148k favourable expenditure due to:
- \$105k timing variance for various programs and events.
- \$37k favourable variance in employee costs for vacant positions yet to be filled.
- All other variances are immaterial in nature.

Library & Local History Service

\$20k favourable income mostly due to timing variances for grants and subsidies.

\$43k unfavourable expenditure mostly due to employee costs.

Rates Services

\$374k favourable rates income due to a budget phasing variance.

Marketing and Communication

\$59k favourable expenditure due to:
- \$37k favourable timing variance for website maintenance and other expenses.
- \$21k favourable timing variance for events and advertising.

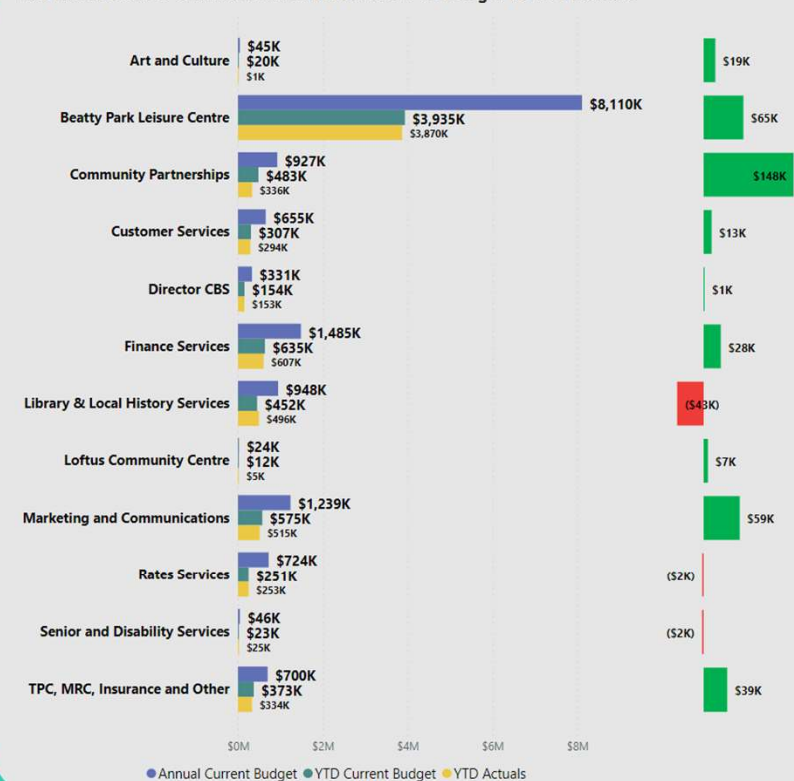
Mindarie and Tamala Park

\$39k favourable expenditure due to timing variance from rates.

Other

\$442k favourable interest income due to higher than anticipated interest rates

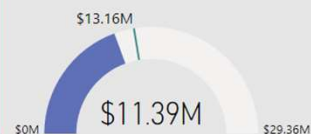
EXPENDITURE BY SERVICE LINE: Annual and YTD Budget vs YTD Actuals



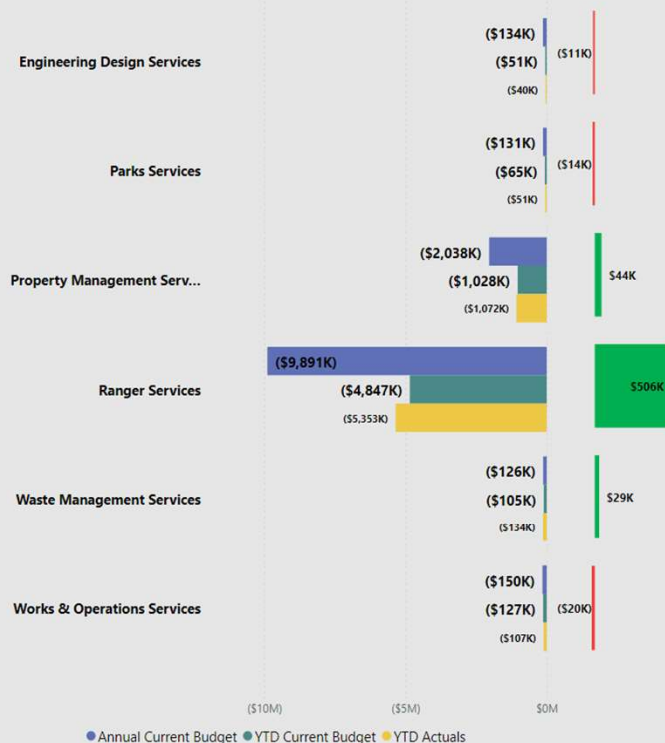
CITY OF VINCENT
NOTE 3 - SUMMARY OF INCOME AND EXPENDITURE
INFRASTRUCTURE AND ENVIRONMENT DIRECTORATE
AS AT 31 DECEMBER 2022



Net YTD Actuals vs YTD Current Budget



INCOME BY SERVICE LINE: Annual and YTD Budget vs YTD Actuals



KEY VARIANCE COMMENTARY

(\$20,000 and 10%)

Engineering Design Services

\$201k favourable expenditure due to:

- \$95k favourable timing variance street lighting electricity usage.
- \$64k timing variance for consultants, contractors and professional fees.
- \$35k favourable variance in employee costs for vacant positions yet to be filled.

Parks Services

\$404k favourable expenditure mostly due to:

- \$293k favourable timing variance for employee costs,
- \$91k favourable timing variance for materials, contracts and depreciation.

Property Management Services

\$44k favourable income due to:

- \$107k favourable fees and charges relating to leases \$69k, facilities hire \$22k & commercial parking permits \$15k.
- Partially Offset by \$61k for maintenance and utilities reimbursements.
- \$303k favourable expenditure mostly due to:
- \$126k favourable variance in employee costs for vacant positions yet to be filled,
- \$90k favourable depreciation timing variance,
- \$69k favourable timing variance for rates and levy costs.

Ranger Services

\$506k favourable income due to higher car park revenue.

\$100k unfavourable expenditure mainly due to a budget phasing variance for fine lodgement fees.

Waste Management Services

\$29k favourable income mostly due to micro business waste service fees.

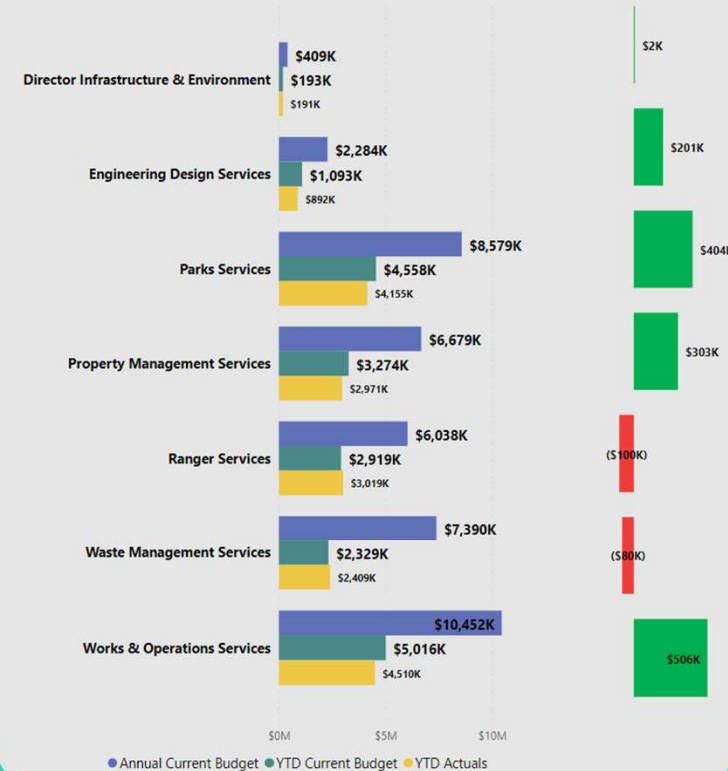
\$80k unfavourable expenditure due to:

- \$135k unfavourable budget phasing variance from waste collection and other employee costs.
- Partially offset by a \$76k favourable timing difference on labour costs.

Works and Operations Services

\$506k favourable expenditure due to timing variances from depreciation \$488k and employee costs \$100k, partially offset by higher materials and contracts \$90k.

EXPENDITURE BY SERVICE LINE: Annual and YTD Budget vs YTD Actuals



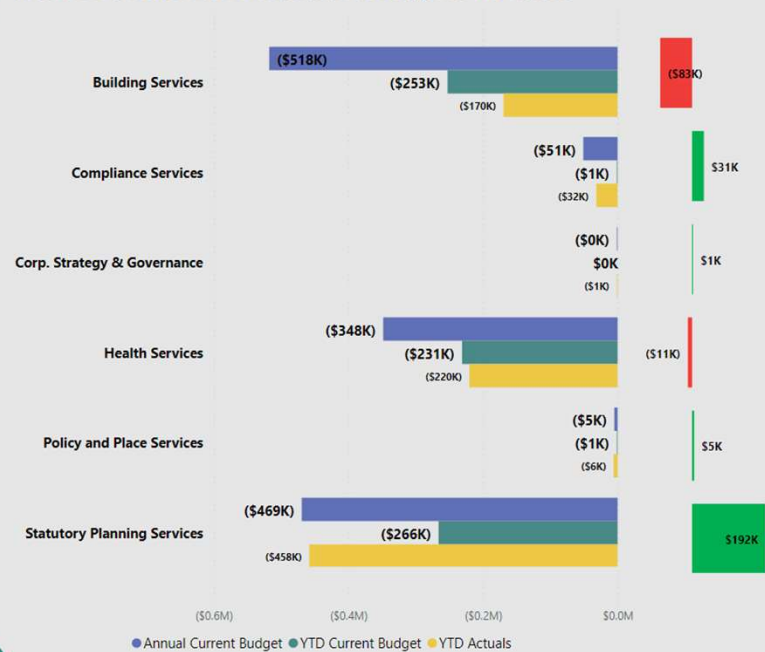


CITY OF VINCENT
NOTE 3 - SUMMARY OF INCOME AND EXPENDITURE
STRATEGY AND DEVELOPMENT DIRECTORATE
AS AT 31 DECEMBER 2022

Net YTD Actuals vs YTD Current Budget



INCOME BY SERVICE LINE: Annual and YTD Budget vs YTD Actuals



KEY VARIANCE COMMENTARY
(\$20,000 and 10%)

Building Services

\$83k unfavourable income from building permit revenue mostly due to a decrease in building applications.
\$45k unfavourable expenditure employee costs.

Compliance Services

\$31k favourable income due to budget phasing variance for infringements, fines and penalties.

Corporate Strategy and Governance

\$99k favourable expenditure mostly due to timing variances for audit fees, consultants and advertising.

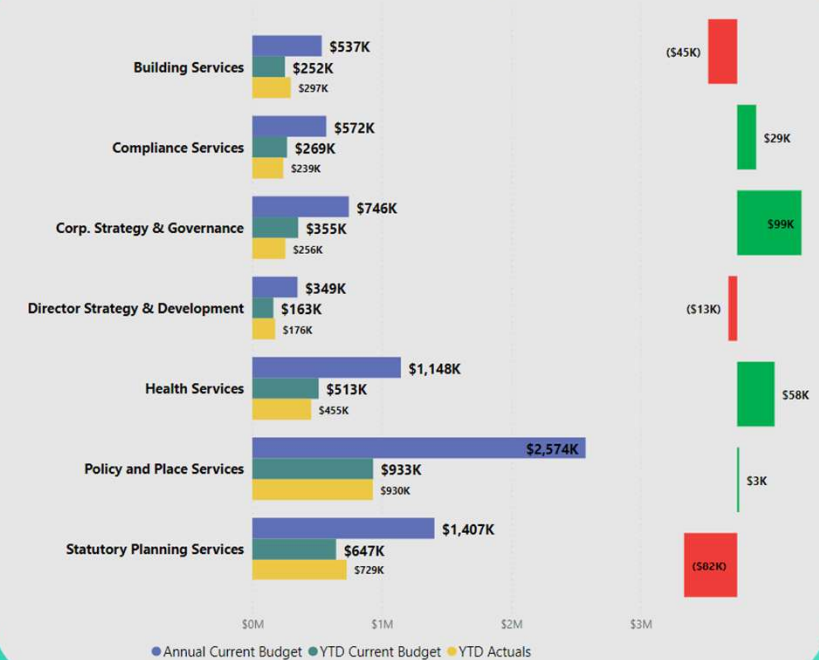
Health Services

\$58k favourable expenditure due to a timing variance for materials and contracts (\$26k) and employee costs (\$22k).

Statutory Planning Services

\$192k favourable income mostly due to higher income received from development application and panel fees.
\$82k unfavourable expenditure due to:
- \$66k unfavourable variance for employee costs,
- \$19k unfavourable variance for the development application panel expenses,

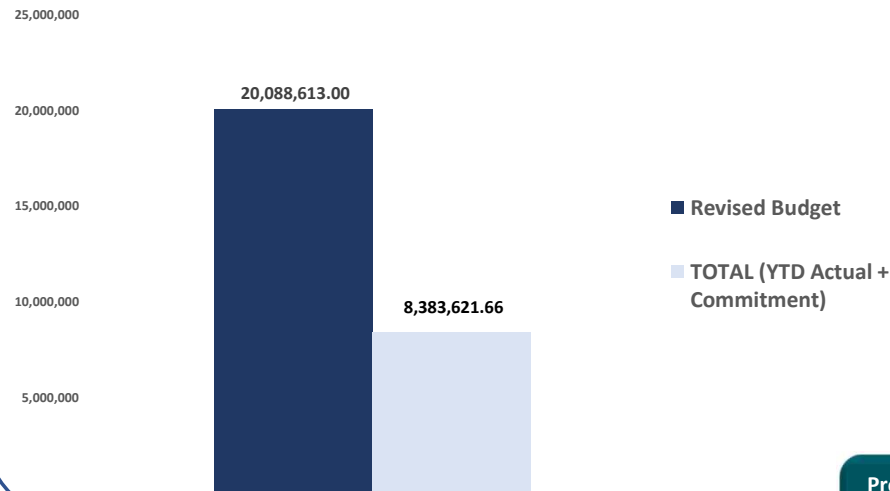
EXPENDITURE BY SERVICE LINE: Annual and YTD Budget vs YTD Actuals



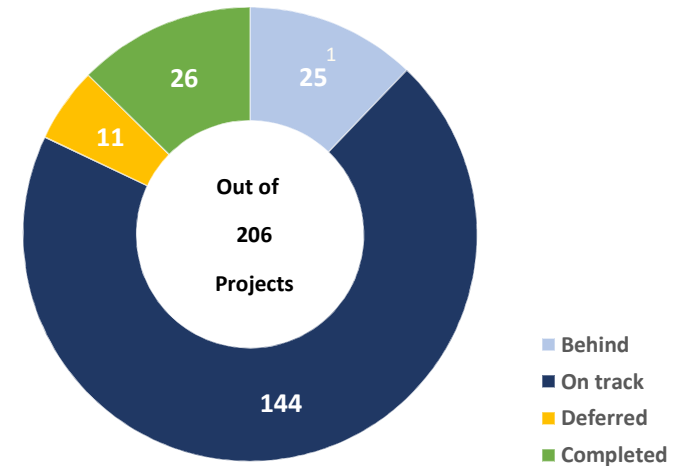


City Of Vincent - Capex Report As At 31 December 2022

Budget vs Total funds spent & committed

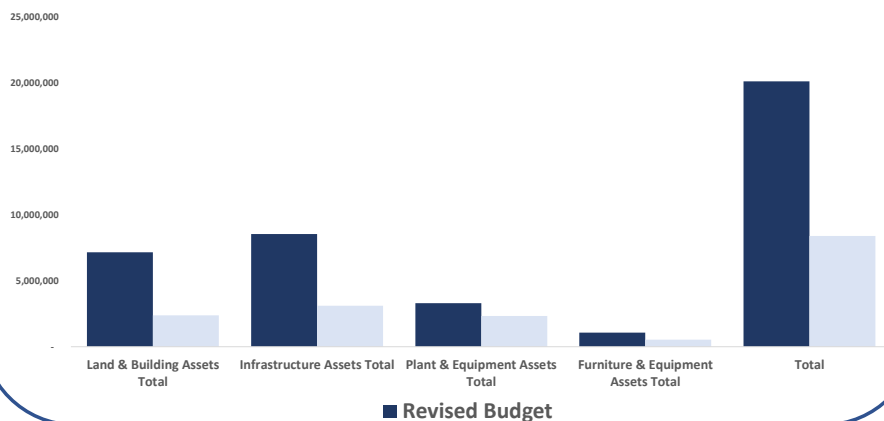


Summary of Project Status

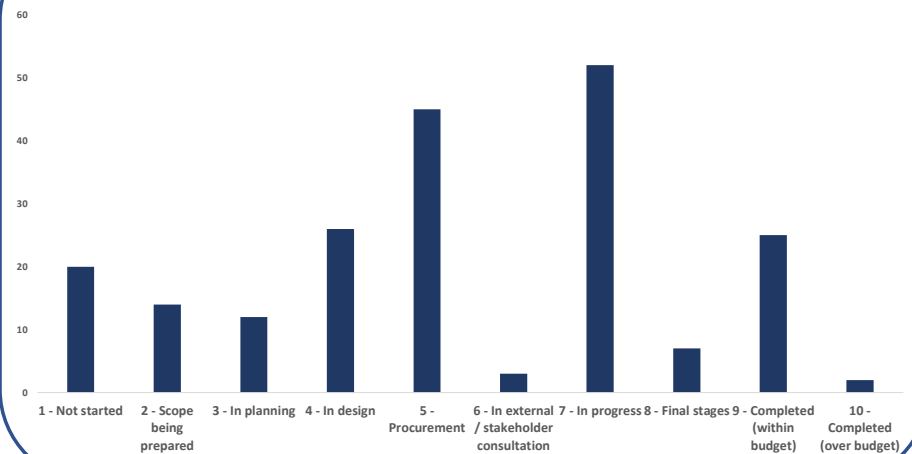


Project Count
206

Summary of Projects Budget vs Total funds spent & committed By Asset Class



Summary of Project Stages



1. 23 of the projects marked as 'Behind' are in relation to small fleet acquisitions, delayed due to supply chain constraints.



CITY OF VINCENT
NOTE 4 - CAPITAL WORKS SCHEDULE 2022/23
AS AT 31 DECEMBER 2022

Description	Revised Budget	YTD Budget	YTD Actual	YTD Variance	Commitment Balance	TOTAL (YTD Actual + Commitment)	Status	Stage	Commentary
Land & Building Assets									
ADMIN CENTRE									
Administration Centre Renewals	50,000	50,000	-	50,000	-	-	On track	3 - In planning	Will be progressed once waterproofing works for balcony complete
Lift Renewal - Administration & Civic Centre	10,000	10,000	4,760	5,240	1,550	6,310	On track	4 - In design	
Admin Building - Additional Meeting Spaces	50,000	-	-	-	-	-	On track	2 - Scope being prepared	Concept design being prepared for options
Waterproof external balcony area (water damage) - Civic Centre	120,000	120,000	850	119,150	63,002	63,852	On track	7 - In progress	Awarded. Works to commence
BEATTY PARK LEISURE CENTRE									
Beatty Park Leisure Centre – Construction & Fit Out Indoor Pool Changerooms	850,000	850,000	65,221	784,780	38,214	103,435	Behind	4 - In design	Detailed design
Beatty Park Leisure Centre - Facilities Infrastructure Renewal	448,115	154,404	119,480	34,924	73,903	193,383	On track	3 - In planning	Works ongoing
Beatty Park Leisure Centre – Heritage Grandstand Electrical Works	450,970	450,970	-	450,970	644,701	644,701	On track	7 - In progress	Tender awarded
Beatty Park Leisure Centre – Repair and maintain Heritage Grandstand	298,630	112,158	173,668	(61,510)	22,627	196,296	On track	7 - In progress	West Wing completed
Plant room remedial works	100,000	100,000	-	100,000	-	-	On track	3 - In planning	Scoping
DEPARTMENT OF SPORTS AND RECREATION									
DLGSC HVAC, Plant & Fire Services Renewals	242,550	60,638	1,188	59,451	37,250	38,438	On track	2 - Scope being prepared	Fire services upgrade quote received. Scope for aircon being developed
DLGSC LED lighting upgrade/renewal	250,850	62,712	5,100	57,612	2,054	7,154	On track	2 - Scope being prepared	RFT being prepared
Lift renewal and non fixed assets renewal	10,000	10,000	-	10,000	-	-	On track	4 - In design	Scope to be further determined
Solar Photovoltaic Panel System Installation (Leased DLGSC Building)	125,000	31,250	26,312	4,938	95,680	121,992	On track	7 - In progress	Contract awarded. Works commencing soon
LIBRARY									
Library Facility Renewals	20,000	20,000	19,877	123	-	19,877	Completed	9 - Completed (within budget)	
Upgrade Library counter to enhance customer service delivery	36,660	15,507	28,174	(12,667)	20,417	48,590	Completed	9 - Completed (within budget)	
MISCELLANEOUS									
Air Conditioning & HVAC Renewal - Loftus Recreation Centre (Leased Gymnastics WA)	15,000	15,000	-	15,000	16,096	16,096	On track	7 - In progress	PO raised
Air Conditioning & HVAC Renewal - Miscellaneous	50,000	50,000	-	50,000	-	-	On track	2 - Scope being prepared	Scope to be confirmed in order of priority
Carpet Renewal - Subiaco Football Club (Leased)	30,000	30,000	25,800	4,200	-	25,800	On track	7 - In progress	
Forrest Park Croquet Club	18,000	41,486	16,438	25,048	-	16,438	Completed	9 - Completed (within budget)	
Gym roof repairs (Leased Belgravia)	50,000	50,000	45,690	4,310	-	45,690	Completed	9 - Completed (within budget)	
Hyde Park - Gazebo Renewal	25,000	6,250	16,959	(10,709)	-	16,959	Completed	9 - Completed (within budget)	
Hyde Park West Toilets & Kiosk	138,531	155,235	131,948	23,287	3,450	135,398	Completed	9 - Completed (within budget)	
Leased Property Non Scheduled Renewal - Annual Provision	50,000	19,659	21,850	(2,191)	2,680	24,530	On track	7 - In progress	
Leederville Oval Stadium - Electrical renewal - 3 boards	163,276	163,276	111,888	51,388	13,500	125,388	On track	8 - Final stages	Waiting on invoice



CITY OF VINCENT
NOTE 4 - CAPITAL WORKS SCHEDULE 2022/23
AS AT 31 DECEMBER 2022

Description	Revised Budget	YTD Budget	YTD Actual	YTD Variance	Commitment Balance	TOTAL (YTD Actual + Commitment)	Status	Stage	Commentary
Leederville Oval Stadium Facility Renewal (Leased)	325,000	81,250	-	81,250	19,670	19,670	On track	2 - Scope being prepared	Engineer investigations and preparing options
Leederville Town Centre - Toilet Demolition	50,000	50,000	-	50,000	-	-	On track	3 - In planning	Defer pending EOI for the land - further discussions on options
Margaret Kindergarten - Toilet Upgrade	90,000	22,500	-	22,500	68,463	68,463	On track	5 - Procurement	Grant agreement finalised and contract awarded
Menzies Park Pavilion & Ablutions	140,282	185,070	127,967	57,103	11,340	139,307	Completed	9 - Completed (within budget)	
Miscellaneous Asset Renewal - City buildings	50,000	50,000	35,638	14,362	-	35,638	On track	7 - In progress	
Modifications to Litis Stadium Underpass	30,000	30,000	-	30,000	33,030	33,030	On track	6 - In external / stakeholder consultation	Discussions with club on project timing/impact
North Perth Bowling Club	300,000	75,562	750	74,812	4,940	5,690	On track	4 - In design	Waiting on grant to progress
North Perth Town Hall - Kitchen and Toilet Renewal - Lesser Hall	120,000	120,000	800	119,200	681	1,481	On track	4 - In design	Detailed design documentation for tender being prepared
North Perth Town Hall - Kitchen and Toilet Renewal - Main Hall	176,000	26,600	7,280	19,320	9,900	17,180	On track	4 - In design	Detailed design documentation for tender being prepared
Replace electrical distribution boards - multiple buildings - post asbestos removal	15,000	13,883	14,370	(487)	-	14,370	On track	8 - Final stages	
Solar Photovoltaic Panel System Installation (Leased ASSETS - 286 Beaufort St)	0	-	-	-	-	-	Deferred	1 - Not started	Cancelled in first quarter budget review
Solar Photovoltaic Panel System Installation (Leased Leederville Childcare Centre)	20,150	20,150	17,757	2,393	-	17,757	On track	7 - In progress	Contract awarded - works to commence soon
Solar Photovoltaic Panel System Installation (Leased Tennis West - Robertson Park Tennis Centre)	29,900	29,900	-	29,900	-	-	On track	2 - Scope being prepared	
Solar Photovoltaic System Installation (Leased Y WA Headquarters - 62 Frame Court)	0	-	-	-	-	-	Deferred	1 - Not started	Cancelled in first quarter budget review
Water and Energy Efficiency Initiatives	60,000	15,000	9,960	5,040	8,410	18,370	On track	3 - In planning	
Woodville Pavilion - Roofing Renewal Program	0	-	-	-	-	-	Deferred	2 - Scope being prepared	Cancelled in first quarter budget review
Works Depot - Non fixed assets renewals	46,106	11,526	1,160	10,366	-	1,160	On track	7 - In progress	
Works Depot - Replacement Box Gutters	10,000	10,000	-	10,000	-	-	On track	1 - Not started	Project due to be completed in June 2023
North Perth Community Centre Renewal Works	40,000	40,000	34,425	5,575	5,000	39,425	On track	7 - In progress	Works nearing completion
Infrastructure Works - Litis Stadium	292,468	136,868	111,462	25,406	9,830	121,292	On track	7 - In progress	Detailed design work for changerooms. Demo planned for 2023
Install dividing wall (Loftus Recreation Centre)	0	-	3,651	(3,651)	-	3,651	Completed	9 - Completed (within budget)	Prior year project. Invoice paid in November
Land & Building Assets Total	7,153,187	4,313,566	1,214,990	2,316,432	1,206,388	2,386,810			
Furniture & Equipment Assets									
INFORMATION TECHNOLOGY - FURNITURE AND EQUIPMENT									
Enterprise Applications upgrade	394,468	98,616	164,589	(65,973)	44,167	208,755	On track	7 - In progress	
ICT infrastructure renewal (switches, UPS, audio visual, network links)	143,857	35,964	52,046	(16,082)	24,542	76,588	On track	7 - In progress	
F&E ASSETS - LOFTUS RECREATION CENTRE									
Replace damaged net on court	-	-	405	(405)	-	405	On track	7 - In progress	
BPLC - FURNITURE AND EQUIPMENT									
Beatty Park Leisure Centre - Non Fixed Assets Renewal - unplanned	160,397	120,000	41,892	78,109	-	41,892	On track	7 - In progress	
Non Fixed Assets - planned allocations - Lifeguard Tower renewal, Shade Sails, Fire alarm System, Umbrellas, Floor Scrubber	140,378	88,720	30,443	58,277	-	30,443	On track	7 - In progress	



CITY OF VINCENT
NOTE 4 - CAPITAL WORKS SCHEDULE 2022/23
AS AT 31 DECEMBER 2022

Description	Revised Budget	YTD Budget	YTD Actual	YTD Variance	Commitment Balance	TOTAL (YTD Actual + Commitment)	Status	Stage	Commentary
POLICY AND PLACE - F&E									
Arts Rebound - Town Centre Artworks (COVID 19 Arts Relief - Phase 2)	236,000	24,000	-	24,000	172,000	172,000	On track	4 - In design	Timing variance. External consultation stage
Furniture & Equipment Assets Total	1,075,100	367,300	289,374	77,926	240,709	530,083			
Infrastructure Assets									
BANKS RESERVE MASTER PLAN - IMPLEMENTATION STAGE 1									
Banks Reserve Master Plan Implementation - Stage 1	450,000	112,500	-	112,500	166,380	166,380	On track	3 - In planning	Timing variance. Planning stage with contract being awarded.
FY 23 - New public toilets, and other general improvements									
FY 24 - Walter's Brook Crossing, New picnic facilities, 'River Journeys' interpretation node, and complementary elements.									
BICYCLE NEWORK									
Construct Norfolk St N/S Route Stage 1	50,000	12,500	9,670	2,830	8,290	17,960	Completed	9 - Completed (within budget)	Stage 1 (15% concept) completed.
Feasibility study for Summers St & Claisebrook Rd Bicycle Route	0	-	-	-	-	-	Deferred	1 - Not started	Deferred to 2024FY due to DoT funding.
Travel Smart Actions	10,500	10,500	-	10,500	-	-	On track	3 - In planning	
Florence/Strathcona/Golding Safe Active Street	25,546	6,386	33,070	(26,684)	21,471	54,541	Completed	10 - Completed (over budget)	
Design Bike Network Plan	60,000	15,000	13,600	1,400	41,467	55,067	On track	7 - In progress	
BLACK SPOT PROGRAM									
Broome/Wright - Instal Roundabout	250,000	250,000	-	250,000	-	-	On track	4 - In design	
Fitzgerald/Forrest - Ban right hand turns in/out of Forrest street. Seagul Island installed. Close median in Fitzgerald St.	40,000	40,000	-	40,000	-	-	On track	4 - In design	
Fitzgerald/Lawley - Ban right turns out of Lawley by insalling half seagul island in Lawley st and narrow median island in Fitzgerald St	80,000	80,000	-	80,000	-	-	On track	4 - In design	
William/Forrest - instal traffic island on eastern leg of Forrest St and provide additional STOP sign	17,000	17,000	-	17,000	-	-	On track	4 - In design	
Beaufort / Harold , Highgate	150,000	37,500	-	37,500	-	-	On track	4 - In design	
CAR PARK DEVELOPMENT									
Access and Inclusion (DAIP) – ACROD Parking Improvement Program	30,000	30,000	-	30,000	-	-	On track	2 - Scope being prepared	
Accessible City Strategy Implementation (Action 3.3.1, 3.3.4 & 2.2.1)	505,000	505,000	11	504,989	81,893	81,904	On track	5 - Procurement	
Britannia Reserve (Secondary, Litis)	0	-	-	-	-	-	Deferred	1 - Not started	Deferred from FQBR
HBF Stadium Car Park	49,250	49,250	-	49,250	-	-	Deferred	1 - Not started	Deferred to FY24 due to FIFA Women's World Cup
Minor Capital Improvements of City Car Parks (General Provision)	36,425	36,425	-	36,425	-	-	On track	1 - Not started	Scope to be confirmed
DRAINAGE									
Britannia Reserve Main Drain Renewal Stages 1 & 2	21,670	-	-	-	-	-	On track	5 - Procurement	
Gully Soak-well installation program	108,279	27,070	21,681	5,389	-	21,681	On track	7 - In progress	
Minor drainage improvement program	425,431	106,358	10,561	95,797	5,739	16,300	On track	7 - In progress	Timing variance. Consultants engaged
Mt Hawthorn West Catchment Drainage Improvements – Stage 1	40,000	40,000	-	40,000	-	-	On track	5 - Procurement	



CITY OF VINCENT
NOTE 4 - CAPITAL WORKS SCHEDULE 2022/23
AS AT 31 DECEMBER 2022

Description	Revised Budget	YTD Budget	YTD Actual	YTD Variance	Commitment Balance	TOTAL (YTD Actual + Commitment)	Status	Stage	Commentary
HAYNES STREET RESERVE - IMPLEMENTATION STAGES 1 & 2									
Haynes Street Reserve Development Plan Implementation Stages 1 & 2	340,000	340,000	74,834	265,166	92,137	166,971	On track	7 - In progress	
INFRASTRUCTURE MISCELLANEOUS									
North Perth Tennis Club - Upgrade of floodlighting to LED on two hard courts	8,716	8,716	-	8,716	-	-	On track	8 - Final stages	Lights installed, lux reading to be taken prior to certification and payment.
Public Open Space Strategy Implementation (Minor Works)	20,000	20,000	-	20,000	4,000	4,000	On track	3 - In planning	
Tree Up Lighting	60,000	60,000	-	60,000	-	-	On track	3 - In planning	
LITIS STADIUM									
Litis Stadium Floodlights	50,000	12,500	47,444	(34,944)	-	47,444	On track	7 - In progress	
LOCAL ROADS PROGRAM									
Annual Local Roads Program	1,295,569	473,892	557,789	(83,897)	290,745	848,534	On track	7 - In progress	Project Started ahead of schedule
Guildford Rd - Walcott to East Parade			-	-	-	-	On track	1 - Not started	
Egina St-Berryman to Asby		-	130,669	(130,669)	55,557	186,226	On track	7 - In progress	Project Started ahead of schedule
Bondi Street- Merriden to Matlock St		-	-	-	-	-	Deferred	1 - Not started	Reallocation of budget to minor drainage in FQBR
Britannia Rd - Kalgoorlie to Brentham St			-	-	-	-	On track	1 - Not started	
Dalmeny Street - Lord Street to Matson Lane		-	42,510	(42,510)	13,243	55,753	On track	7 - In progress	
Grosvenor Road - William Street to Norfolk Street		-	-	-	-	-	Deferred	1 - Not started	Reallocation of budget to minor drainage in FQBR
Grosvenor Road - intersection of Beaufort Street			21,672	(21,672)	32,100	53,772	On track	7 - In progress	
Peach Street - View St to end		-	38,523	(38,523)	17,154	55,677	On track	7 - In progress	Project Started ahead of schedule
Haynes Street - SBR to Eton		-	32,713	(32,713)	56,026	88,739	On track	7 - In progress	Project Started ahead of schedule
Edinboro Street - Woodstock to No.46		-	41,183	(41,183)	1,445	42,628	On track	7 - In progress	Practical completion
Dunedin Street- Ellesmere Street to Green Street		-	93,303	(93,303)	75,062	168,364	On track	7 - In progress	Practical completion
Monmouth Street - York to William			-	-	-	-	On track	1 - Not started	
Sekem Street - Alma to end		-	30,684	(30,684)	3,080	33,764	On track	7 - In progress	Project Started ahead of schedule
Cleaver Street - Vincent to Carr			-	-	-	-	On track	1 - Not started	
The Boulevarde- Hawthorn Street to Anzac Road		-	61,595	(61,595)	12,318	73,914	On track	7 - In progress	Practical completion
Hawthorn Street - The Boulevarde to Coogee		-	64,938	(64,938)	24,760	89,698	On track	7 - In progress	Practical completion
OTHER ROADS									
Annual Roads to Recovery Program	233,740	233,740	-	233,740	-	-	On track	7 - In progress	
MRWA Direct Road Grant	0	-	-	-	-	-	Deferred	1 - Not started	
Thompson Street - Barnet Street to Loftus Street	2,000	500	-	500	-	-	Completed	9 - Completed (within budget)	Works covered under minor crack seal
Egina Street - Berryman Street to Anzac Road	5,000	5,000	-	5,000	-	-	Completed	9 - Completed (within budget)	Roads resurfaced as part of Roads to Recovery.
MISCELLANEOUS									
Artlets - Public Art - Sculpture	40,000	40,000	-	40,000	-	-	On track	2 - Scope being prepared	Meeting with Pickle District Town Team to discuss scope.



CITY OF VINCENT
NOTE 4 - CAPITAL WORKS SCHEDULE 2022/23
AS AT 31 DECEMBER 2022

Description	Revised Budget	YTD Budget	YTD Actual	YTD Variance	Commitment Balance	TOTAL (YTD Actual + Commitment)	Status	Stage	Commentary
Leederville Oval Stadium - Sports lights renewal (above \$344,205 - issue with funding - requires Council decision - grant has time limit)	1,201,983	300,496	13,125	287,371	3,227	16,352	On track	4 - In design	Design completed.
MT HAWTHORN SKATE PARK									
Mt Hawthorn Skate Park - Youth Skate Facility (Election Commitment)	250,000	62,500	-	62,500	3,750	3,750	On track	3 - In planning	
PARKS - ECO ZONING PROGRAM									
Charles Veryard Reserve - Eco-zoning	20,000	20,000	-	20,000	-	-	On track	4 - In design	Design completed.
Edinboro Street Reserve	19,802	19,802	8,576	11,226	-	8,576	Completed	9 - Completed (within budget)	
Monmouth Street	9,916	9,916	1,780	8,136	-	1,780	Behind	6 - In external / stakeholder consultation	External consultation due to dividing fence issue
PARKS - FENCING RENEWAL PROGRAM									
Forrest Park - renew perimeter bollards and fencing	40,000	40,000	12,259	27,741	28,945	41,204	On track	7 - In progress	Awaiting confirmation on installation date
PARKS - FURNITURE RENEWAL PROGRAM									
Hyde Park - Renewal of path lighting poles	126,374	31,594	84,274	(52,680)	20,000	104,274	On track	7 - In progress	Installation underway.
Keith Frame Reserve - Replace light poles	30,000	7,500	-	7,500	26,550	26,550	On track	5 - Procurement	Awaiting second Quote
PARKS - INFRASTRUCTURE RENEWAL PROGRAM									
Beatty Park Reserve Retaining Wall (Flood Mitigation)	50,000	50,000	26,700	23,300	17,853	44,553	On track	7 - In progress	
Britannia Reserve – Floodlight Repair	48,710	12,178	906	11,272	29,339	30,246	On track	7 - In progress	
Charles Veryard Reserve - Flood Lighting	48,661	48,661	51,330	(2,669)	2,410	53,739	Completed	10 - Completed (over budget)	
Hyde Park - renew park furniture	10,000	10,000	-	10,000	9,091	9,091	On track	7 - In progress	In progress - prioritising works
PARKS - IRRIGATION RENEWAL PROGRAM									
Birdwood Square - renew groundwater bore	45,000	45,000	-	45,000	-	-	On track	3 - In planning	Project will commence early 2023 once water licence obtained
Brigatti Gardens - renew electrical cabinet	15,000	15,000	-	15,000	-	-	On track	5 - Procurement	
Les Lilleyman - upgrade in-ground irrigation system and electrical cabinet	180,000	180,000	-	180,000	3,950	3,950	On track	4 - In design	Design completed and being reviewed. RFQ for installation to be advertised January 2023
Menzies Park - Replace Irrigation System	61,090	15,272	1,980	13,292	12,875	14,855	On track	8 - Final stages	



CITY OF VINCENT
NOTE 4 - CAPITAL WORKS SCHEDULE 2022/23
AS AT 31 DECEMBER 2022

Description	Revised Budget	YTD Budget	YTD Actual	YTD Variance	Commitment Balance	TOTAL (YTD Actual + Commitment)	Status	Stage	Commentary
PARKS - PLAYGROUND/EXERCISE EQUIPMENT RENEWAL PROGRAM									
Braithwaite Park - replace various wooden nature plan elements	50,000	50,000	325	49,675	-	325	On track	4 - In design	Playground assesment completed, replacements to be prioritised and quoted
Britannia Reserve - replace playground soft fall	40,000	40,000	-	40,000	30,490	30,490	On track	7 - In progress	installation date TBD
Charles Veryard Reserve - replace exercise equipment	60,000	60,000	36	59,964	60	96	On track	6 - In external / stakeholder consultation	Consultation underway. RFQ to be advertised January 2023
Forrest Park - replace exercise equipment (deferred from 2019/20)	43,208	10,802	41,208	(30,406)	-	41,208	On track	9 - Completed (within budget)	Installation November
Gladstone Street Reserve - upgrade & replace playground equipment	105,000	105,000	105,000	-	-	105,000	Completed	9 - Completed (within budget)	
Hyde Park - replace water playground shade sails	12,000	3,000	10,600	(7,600)	-	10,600	Completed	9 - Completed (within budget)	
Ivy Park - upgrade & replace playground equipment	90,000	90,000	36	89,964	30	66	On track	2 - Scope being prepared	Consultation underway. RFQ to be advertised January 2023
Keith Frame Reserve - remove playground and reinstate	0	-	-	-	-	-	Deferred	1 - Not started	
Les Lilleyman – Playground and softfall replacement	115,000	115,000	115,000	-	-	115,000	Completed	9 - Completed (within budget)	
Lynton Street Reserve - Renew & replace playground equipment	80,000	80,000	38	79,962	30	68	On track	2 - Scope being prepared	Consultation underway. RFQ to be advertised January 2023
Menzies Park - replace playground shade sails	8,000	2,000	7,880	(5,880)	-	7,880	Completed	9 - Completed (within budget)	
Oxford Street Reserve - renew wooden nature play elements	20,000	20,000	325	19,675	-	325	On track	5 - Procurement	Playground assesment completed, replacements to be prioritised and quoted
Stuart Street Reserve - remove playground and reinstate reserve	0	-	-	-	-	-	Deferred	1 - Not started	
Menzies Park – replace exercise equipment	42,800	10,700	40,800	(30,100)	-	40,800	On track	8 - Final stages	
Hobart/Auckland Street Reserve – Partial Playground Shadesail Replacement	7,500	7,500	7,150	350	-	7,150	Completed	9 - Completed (within budget)	
Multicultural Federation Gardens – Partial Playground Shadesail Replacement	5,500	5,500	5,180	320	-	5,180	Completed	9 - Completed (within budget)	
PARKS AND RESERVES									
Greening program - Project locations to be determined	200,000	50,000	14,775	35,225	-	14,775	On track	7 - In progress	Timing variance. Design phase on key projects
Wayfinding Implementation Plan - Stage 1	198,000	198,000	-	198,000	-	-	On track	1 - Not started	
PUBLIC OPEN SPACE STRATEGY - IMPLEMENTATION									
RIGHTS OF WAY									
Laneway Lighting Program	40,000	40,000	-	40,000	-	-	On track	3 - In planning	
Rights of Way Rehab Program - Program based upon the most recent condition assessment survey	150,000	150,000	-	150,000	-	-	On track	2 - Scope being prepared	



CITY OF VINCENT
NOTE 4 - CAPITAL WORKS SCHEDULE 2022/23
AS AT 31 DECEMBER 2022

Description	Revised Budget	YTD Budget	YTD Actual	YTD Variance	Commitment Balance	TOTAL (YTD Actual + Commitment)	Status	Stage	Commentary
ROADWORKS - REHABILITATION (MRRG PROGRAM)									
Annual MRRG Program	1,091,081	1,091,081	443,590	647,491	355,075	798,665	On track	4 - In design	Delivery between November 2022 and April 2023
Fitzgerald St (1) - Bulwer to Vincent	107,387		95,074	(95,074)	21,590	116,664	On track	8 - Final stages	Works will be completed in December 2022
Fitzgerald St (2) - Newcastle to Carr	123,496		108,366	(108,366)	36,383	144,749	On track	4 - In design	Delivery between November 2022 and April 2023
Oxford St - Richmond to Vincent	150,388		760	(760)	-	760	On track	4 - In design	Delivery between November 2022 and April 2023
Green St - Merredin to London	291,161		760	(760)	-	760	On track	4 - In design	To be completed in March/April 2023
Beaufort St (1) Fore to Brisbane	57,101		760	(760)	63,032	63,792	On track	4 - In design	Delivery between November 2022 and April 2023
Beaufort St (2) - Bulwer to Lincoln	110,897		760	(760)	173,924	174,684	On track	4 - In design	Delivery between November 2022 and April 2023
Walcott St (WB) - Fitzgerald to William	250,651		237,111	(237,111)	60,146	297,256	On track	8 - Final stages	Delivery between November 2022 and April 2023
ROBERTSON PARK DEVELOPMENT PLAN - STAGE 1									
Refurbish Courts to accommodate multisports and LED lighting upgrade	231,700	231,700	-	231,700	-	-	On track	1 - Not started	
SLAB FOOTPATH PROGRAM									
Eton St - Ellesmere Street to Gill Street	0	-	-	-	-	-	On track	1 - Not started	Project completed in prior year and budget removed in First Quarter Budget Review
Eton St - Haynes Street to Hobart Street	0	-	63	(63)	-	63	On track	2 - Scope being prepared	
Footpath Upgrade and Renewal Program (Annual)	290,526	72,632	29,035	43,597	-	29,035	On track	7 - In progress	
STREET FURNITURE									
Replacement and Renewal of 94 Bus Shelters (50 shelters derive income from advertising)	46,651	11,662	-	11,662	-	-	On track	4 - In design	
STREET LIGHTING									
Beaufort St - Art Deco Median Lighting Renewal	220,000	220,000	-	220,000	-	-	On track	5 - Procurement	
Street Lighting Renewal Program - allocated annually	69,107	17,276	1,064	16,212	1,208	2,271	On track	7 - In progress	
Mount Hawthorn Street Lighting upgrade	95,679	23,920	-	23,920	-	-	On track	1 - Not started	
STREETSCAPE IMPROVEMENTS									
Streetscape Improvements Program - allocated annually	84,850	21,212	39,615	(18,403)	-	39,615	On track	7 - In progress	Works commenced earlier than expected
TRAFFIC MANAGEMENT PROGRAM									
40kph trail - finalisation report	20,000	20,000	2,221	17,779	-	2,221	Completed	9 - Completed (within budget)	
40kph zone implementation (ACS) with MRWA	50,000	50,000	-	50,000	-	-	On track	4 - In design	
Alma/Claverton Local Area Traffic Management	32,981	8,246	1,725	6,521	7,650	9,375	On track	4 - In design	
Britannia Road Improvements	40,000	40,000	-	40,000	-	-	On track	4 - In design	
Loftus and Vincent Pedestrian improvements, design 22/23, Implement 23/24	30,000	30,000	-	30,000	-	-	On track	2 - Scope being prepared	
Minor Traffic Management Improvements - allocated annually	146,051	36,512	9,800	26,712	10,312	20,112	On track	7 - In progress	
Harold and Lord St Intersection	22,850	5,712	-	5,712	-	-	On track	7 - In progress	
Infrastructure Assets Total	8,543,447	5,538,499	1,810,488	3,419,075	1,274,967	3,120,022			



CITY OF VINCENT
NOTE 4 - CAPITAL WORKS SCHEDULE 2022/23
AS AT 31 DECEMBER 2022

Description	Revised Budget	YTD Budget	YTD Actual	YTD Variance	Commitment Balance	TOTAL (YTD Actual + Commitment)	Status	Stage	Commentary
Plant & Equipment Assets									
ASSETS - BP LEISURE CENTRE									
Gym equipment - Strength and Group Fitness Equipment	827,879	827,879	827,519	360	-	827,519	Completed	9 - Completed (within budget)	Gym equipment installed mid October 2022.
Gym equipment - Cardio and Fans									
LIGHT FLEET VEHICLE REPLACEMENT PROGRAMME									
Light Fleet - Annual Allocation (Trade-in value of \$648k in FY2024. Further trade-in's for future years)	1,119,000	1,119,000	36,310	1,082,690	243,366	279,676			Most project procurement start end of October, 12 months lead time
P1265 - Toyota Corolla Hybrid	0	-	-	-	-	-	Completed	9 - Completed (within budget)	Delivered in 2022FY
P1263 - Toyota Corolla Hybrid	40,000	40,000	-	40,000	25,000	25,000	Behind	5 - Procurement	Procurement plan being developed
P1267 - Toyota Camry Hybrid SL	33,000	33,000	-	33,000	-	-	Behind	5 - Procurement	Procurement plan being developed
P1264 - Toyota Camry	28,000	28,000	-	28,000	33,936	33,936	On track	5 - Procurement	Procurement plan being developed
P2168 - Toyota Corolla Hybrid Hatch	25,000	25,000	-	25,000	25,000	25,000	On track	5 - Procurement	Procurement plan being developed
P1269 - Toyota Corolla Hybrid Hatch	25,000	25,000	-	25,000	25,000	25,000	On track	5 - Procurement	Procurement plan being developed
P2170 - Toyota Corolla Hybrid Hatch	25,000	25,000	-	25,000	-	-	Behind	5 - Procurement	Procurement plan being developed
P2171 - Toyota Corolla Hybrid Hatch	25,000	25,000	-	25,000	-	-	Behind	5 - Procurement	Procurement plan being developed
P1272 - Nissan Leaf BEV Hatch	40,000	40,000	-	40,000	-	-	Behind	5 - Procurement	Procurement plan being developed
P1273 - Nissan Leaf BEV Hatch	40,000	40,000	-	40,000	-	-	Behind	5 - Procurement	Procurement plan being developed
P1274 - Nissan Leaf BEV Hatch	25,000	25,000	-	25,000	-	-	Behind	5 - Procurement	Procurement plan being developed
P1275 - Toyota Corolla Hybrid Hatch	25,000	25,000	-	25,000	25,000	25,000	On track	5 - Procurement	Procurement plan being developed
P1276 - Toyota Corolla Hybrid Hatch	40,000	40,000	-	40,000	-	-	Behind	5 - Procurement	Procurement plan being developed
P1277 - Toyota Corolla Hybrid Hatch	25,000	25,000	-	25,000	25,000	25,000	On track	5 - Procurement	Procurement plan being developed
P1278 - Toyota Corolla Hybrid Sedan	25,000	25,000	-	25,000	25,000	25,000	On track	5 - Procurement	Procurement plan being developed
P1279 - Toyota Camry Hybrid SL	28,000	28,000	-	28,000	-	-	Behind	5 - Procurement	Procurement plan being developed
P1280 - Toyota Corolla Hybrid Sedan	25,000	25,000	-	25,000	25,000	25,000	On track	5 - Procurement	Procurement plan being developed
P2182 - Toyota Hilux Workmate Ttop	25,000	25,000	-	25,000	-	-	Behind	5 - Procurement	Procurement plan being developed
P2200 - VOLKSWAGEN Caddy Maxi TDI250	45,000	45,000	-	45,000	-	-	Behind	5 - Procurement	Procurement plan being developed
P2201 - Nissan Navara King Cab Ttop	33,000	33,000	-	33,000	-	-	Behind	5 - Procurement	Procurement plan being developed
P2202 - Nissan Navara King Cab Ttop	33,000	33,000	-	33,000	-	-	Behind	5 - Procurement	Procurement plan being developed
P2203 - Nissan Navara King Cab Ttop	33,000	33,000	-	33,000	-	-	Behind	5 - Procurement	Procurement plan being developed
P2204 - Nissan Navara King Cab Ttop	33,000	33,000	-	33,000	-	-	Behind	5 - Procurement	Procurement plan being developed
P2205 - Nissan Navara King Cab Ttop	33,000	33,000	-	33,000	-	-	Behind	5 - Procurement	Procurement plan being developed
P2206 - Nissan Navara King Cab Ttop	33,000	33,000	-	33,000	-	-	Behind	5 - Procurement	Procurement plan being developed
P2207 - Nissan Navara Dual Cab	29,000	29,000	-	29,000	-	-	Behind	5 - Procurement	Procurement plan being developed
P2208 - Nissan Navara	35,000	35,000	-	35,000	-	-	Behind	5 - Procurement	Procurement plan being developed
P2209 - VW Caddy Maxi TDI250	40,000	40,000	-	40,000	-	-	Behind	5 - Procurement	Procurement plan being developed
P2210 - Nissan Navara Dual Cab	28,000	28,000	-	28,000	-	-	Behind	5 - Procurement	Procurement plan being developed
P1258 - AS6287 - Toyota Corolla Hybrid Hatch - 1GQT268	23,500	23,500	-	23,500	34,430	34,430	On track	5 - Procurement	Procurement plan being developed
P1262 - AS6297 - Toyota Corolla Hybrid - 1GRY421	23,500	23,500	23,390	111	-	23,390	Completed	9 - Completed (within budget)	Delivered
P2198 - AS6318 - 1GSL453-Nissan Navara	30,000	30,000	-	30,000	-	-	On track	5 - Procurement	Procurement plan being developed
P2199 - AS6322 - Nissan Navara dual cab 1GTK364	28,000	28,000	-	28,000	-	-	On track	5 - Procurement	Procurement plan being developed
P2179 - AS5159 - Hyundai TQ iLoad 3s - 1EYK726	40,000	40,000	12,920	27,080	-	12,920	Behind	5 - Procurement	In progress
P2190 - AS6113 - Mitsubishi Triton 4x2 GLX - 1GJL089	25,000	25,000	-	25,000	-	-	Behind	5 - Procurement	Procurement plan being developed



CITY OF VINCENT
NOTE 4 - CAPITAL WORKS SCHEDULE 2022/23
AS AT 31 DECEMBER 2022

Description	Revised Budget	YTD Budget	YTD Actual	YTD Variance	Commitment Balance	TOTAL (YTD Actual + Commitment)	Status	Stage	Commentary
P2194 - AS6292 - Nissan Navara 4x2 - 1GRN511	25,000	25,000	-	25,000	-	-	On track	5 - Procurement	Procurement plan being developed
P2195 - AS6293 - Nissan Navara 4x2 - Parks - 1GRN512	25,000	25,000	-	25,000	-	-	On track	5 - Procurement	Procurement plan being developed
P2196 - AS6294 - Nissan Navara 4x2 - Parks - 1GRN513	25,000	25,000	-	25,000	-	-	On track	5 - Procurement	Procurement plan being developed
MAJOR PLANT REPLACEMENT PROGRAM									
5 Tonne Rubbish Compactor Small Rear Loader - 1EKS994 - P3521-AS3772	340,000	340,000	-	340,000	336,040	336,040	On track	5 - Procurement	Evaluation
Heavy Fleet Replacement Program	360,000	360,000	9,715	350,285	294,725	304,440	On track	7 - In progress	
- Single Axle Truck, Bin & Infrastructure Deliveries (Hybrid)							On track	7 - In progress	Evaluation
- Single Axle Truck (Eng. Maint.)							On track	7 - In progress	Recommendation stage
- Mower/Ride On Kubota							On track	7 - In progress	Ordered. delivery aprox November 2022
- Trailer - Tilt (small)							Completed	9 - Completed (within budget)	Delivered
Road Sweeper - 1EBC003 - P3762-AS3554	380,000	380,000	-	380,000	385,000	385,000	On track	7 - In progress	Ordered expected delivery Dec 2022 waiting on DOT and sign writing
Single Axle Tipper Truck - 1BUF690 - P3261-AS2697	170,000	170,000	162,007	7,994	-	162,007	Completed	9 - Completed (within budget)	Vehicle delivered.
MISCELLANEOUS - PLANT AND EQUIPMENT									
Parking Infrastructure Renewal Program	120,000	30,000	26,013	3,988	26,012	52,025	On track	7 - In progress	Additional parking sensors en route for short term parking bays
Plant & Equipment Assets Total	3,316,879	3,226,879	1,061,563	2,165,316	1,285,144	2,346,707			
Grand Total	20,088,613	13,446,244	4,376,415	7,978,749	4,007,207	8,383,622			

Summary

Land and Buildings
Infrastructure Assets
Plant and Equipment
Furniture and Equipment
Total

Revised Budget	YTD Budget	YTD Actual	Remaining Budget
\$	\$	\$	%
7,153,187	4,313,566	1,214,990	83.0%
8,543,447	5,538,499	1,810,488	78.8%
3,316,879	3,226,879	1,061,563	68.0%
1,075,100	367,300	289,374	73.1%
20,088,613	13,446,244	4,376,415	78.2%

FUNDING

Own Source Funding - Municipal
Cash Backed Reserves
Capital Grant, Contribution and Loan
Other (Disposals/Trade In)
Total

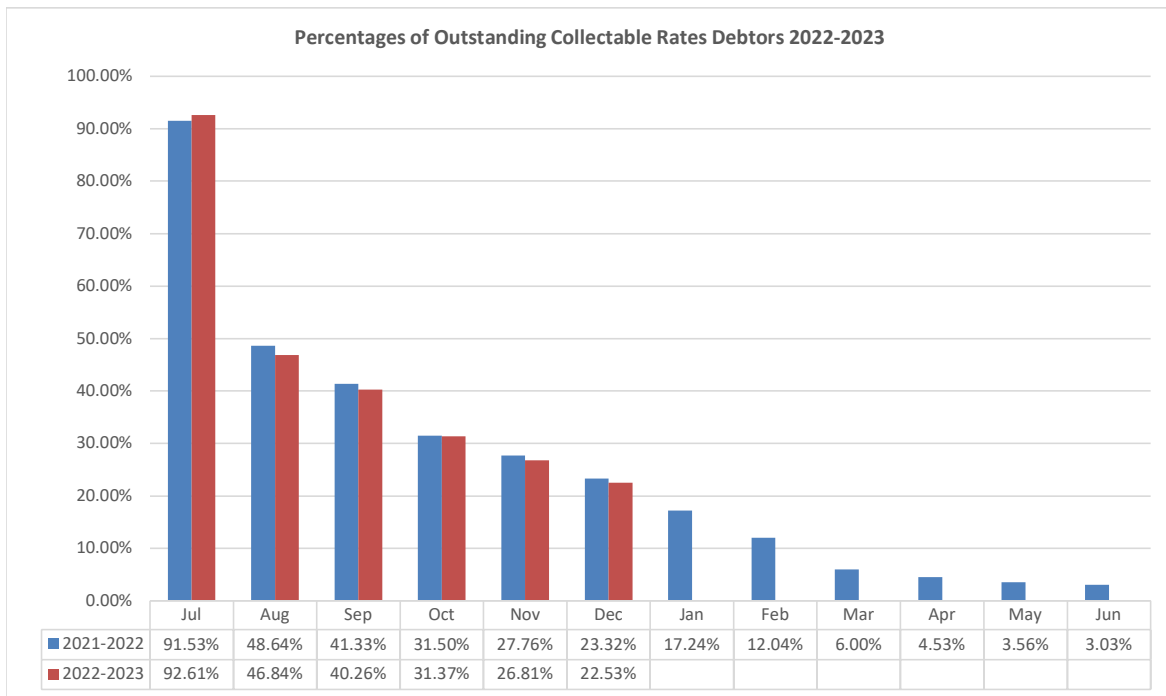
Revised Budget	YTD Budget	YTD Actual	Remaining Budget
\$	\$	\$	%
8,749,888	12,573,330	2,329,252	73.4%
4,912,256	35,035	618,518	87.4%
4,500,469	837,879	1,255,657	72.1%
1,926,000	-	172,988	91.0%
20,088,613	13,446,244	4,376,415	78.2%



CITY OF VINCENT
NOTE 5 - CASH BACKED RESERVES
AS AT 31 DECEMBER 2022

Reserve Particulars	Budget Opening Balance 01/07/2022 \$	Actual Opening Balance 01/07/2022 \$	Budget Transfers to Reserve 30/06/2023 \$	YTD Actual Transfers to Reserve 31/12/2022 \$	Budget Interest Earned 30/06/2023 \$	YTD Actual Interest Earned 31/12/2022 \$	Budget Transfers from Reserve 30/06/2023 \$	YTD Actual Transfers from Reserve 31/12/2022 \$	Budget Closing Balance 30/06/2023 \$	Actual Closing Balance 31/12/2022 \$
Beatty Park Leisure Centre Reserve	102,681	102,898	200,000	200,000	1,648	2,077	(100,000)	(100,000)	204,329	204,975
Cash In Lieu Parking Reserve	1,429,508	1,457,574	72,000	0	4,359	5,495	(772,500)	(9,681)	733,367	1,453,388
DSR Office Building Reserve	227,895	219,307	0	0	59	74	(211,475)	(5,100)	16,479	214,281
Leederville Oval Reserve	95,952	96,153	0	0	536	676	(30,000)	(25,800)	66,488	71,029
Loftus Community Centre Reserve	37,581	37,660	100,000	100,000	1,119	1,411	0	0	138,700	139,071
Loftus Recreation Centre Reserve	221,069	219,341	60,000	31,205	1,879	2,369	(50,000)	(45,690)	232,948	207,225
Parking Facility and Equipment Reserve	106,956	107,182	0	0	870	1,096	0	0	107,826	108,278
Plant and Equipment Reserve	83	131	0	0	0	0	(83)	0	0	131
State Gymnastics Centre Reserve	130,952	131,596	12,000	6,192	1,040	1,312	(15,000)	0	128,992	139,100
Waste Management Plant and Equipment Res	223,128	223,599	0	0	1,814	2,288	0	0	224,942	225,887
Tamala Park Land Sales Reserve	1,929,100	1,930,361	0	833,334	25,852	32,592	0	0	1,954,952	2,796,287
Asset Sustainability Reserve	5,572,477	5,283,774	2,200,083	2,200,083	38,469	48,500	(2,991,198)	(442,532)	4,819,832	7,089,826
Percent for Art Reserve	335,655	332,907	0	0	16	20	(186,000)	0	149,671	332,927
Land and Building Acquisition Reserve	301,005	301,642	0	0	2,448	3,086	0	0	303,453	304,728
Strategic Waste Management Reserve	45,899	29,148	0	0	373	470	0	0	46,272	29,618
Hyde Park Lake Reserve	166,906	162,525	0	0	1,357	1,712	0	0	168,263	164,237
Public Open Space Reserve - Land Sales	653,071	653,071	900,000	24,774	11,084	13,975	(190,000)	0	1,374,155	691,820
Underground Power Reserve	215,105	215,555	785,000	785,000	6,376	8,038	(216,000)	0	790,481	1,008,593
POS Reserve - Haynes Street	196,927	197,036	39,000	39,000	699	881	(150,000)	(74,834)	86,626	162,083
	11,991,950	11,701,460	4,368,083	4,219,589	100,000	126,072	(4,912,256)	(703,636)	11,547,777	15,343,485

CITY OF VINCENT
NOTE 6 - RATING INFORMATION
AS AT 31 DECEMBER 2022



CITY OF VINCENT
NOTE 6 - RATING INFORMATION
FOR THE MONTH ENDED 31 DECEMBER 2022



	Rateable Value	Rate in Dollar Cents	Budget	Actual	Rates Levied to Budget
	\$		\$	\$	%
Rate Revenue					
<u>General Rate</u>					
10,981 Residential	248,447,916	0.0858	21,212,405	21,314,346	100.5%
194 Vacant Residential	4,616,900	0.0819	378,170	378,170	100.0%
1626 Other	127,522,443	0.0723	9,218,597	9,218,598	100.0%
41 Vacant Commercial	2,587,150	0.1379	356,768	356,794	100.0%
<u>Minimum Rate</u>					
6098 Residential @ \$1,335.32	77,356,652	0.0858	8,145,514	8,142,781	100.0%
195 Vacant Residential @ \$1,180	2,054,440	0.0819	230,100	230,100	100.0%
162 Other @ \$1,288.73	1,973,252	0.0723	208,774	208,774	100.0%
0 Vacant Other @ \$1,631.65		0.1379	0	0	0.0%
Interim Rates	0		300,000	439,056	146.4%
Rates Waiver	0		(140,000)	(119,907)	85.6%
Total Amount Made up from Rates	464,558,753		39,910,329	40,168,713	
Non Payment Penalties					
Instalment Interest @ 5.5%			185,000	208,290	112.6%
Penalty Interest @ 8%			120,000	97,365	81.1%
Administration Charge - \$8 per instalment			140,000	132,768	94.8%
Legal Costs Recovered			10,000	4,306	43.1%
Other Reimbursements			0		0.0%
Interest Write Off			(2,000)	(226)	11.3%
			40,363,329	40,611,214	
Other Revenue					
Exempt Bins - Non Rated Properties			80,798	80,319	99.4%
Commercial / Residential Additional Bins			21,852	20,737	94.9%
Swimming Pools Inspection Fees			63,000	63,944	101.5%
			40,528,979	40,776,215	
Opening Balance				1,287,296	
Total Collectable			40,528,979	42,063,510	103.79%
Less					
Cash Received				34,789,525	
Rebates Allowed				(1,453,031)	
Rates Write Off				0	
ESL write off				0	
Rates received in advance				(404,352)	
Rates Balance To Be Collected			40,528,979	9,131,369	22.53%
Add					
ESL Debtors				309,411	
Pensioner Rebates Not Yet Claimed				413,344	
ESL Rebates Not Yet Claimed				16,268	
Less					
Deferred Rates Debtors				(120,753)	
Current Rates Debtors Balance				9,749,639	



CITY OF VINCENT
NOTE 7 - DEBTOR REPORT
FOR THE MONTH ENDED 31 DECEMBER 2022

DESCRIPTION	CURRENT	31-59 DAYS	60-89 DAYS	OVER 90 DAYS	BALANCE
	\$	\$	\$	\$	\$
DEBTOR CONTROL - HEALTH LICENCES	51,976	14,733	13,268	120,512	200,490
DEBTOR CONTROL - CASH IN LIEU CAR PARKING	(31)	0	0	201,853	201,822
DEBTOR CONTROL - PROPERTY INCOME	87,914	16,969	3,720	(53,611)	54,991
DEBTOR CONTROL - RECOVERABLE WORKS	1,252	0	0	(322)	930
DEBTOR CONTROL - OTHER	2,569	858	1,561	87,966	92,954
DEBTOR CONTROL - % ART CONTRIBUTIONS	0	0	0	0	0
DEBTOR CONTROL - PLANNING SERVICES FEES	60,051	0	0	780	60,831
DEBTOR CONTROL - GST	0	(73,298)	(249)	(104,864)	(178,411)
DEBTOR CONTROL - INFRINGEMENT	112,905	89,990	58,210	1,012,940	1,274,045
PROVISION FOR DOUBTFUL DEBT (CURRENT)	0	0	0	(219,546)	(219,546)
IMPAIRMENT OF RECEIVABLES	0	0	0	(218,023)	(218,023)
TOTAL DEBTORS OUTSTANDING AS AT 31/12/2022	316,636	49,251	76,511	827,685	1,270,083
	24.9%	3.9%	6.0%	65.2%	

ACCRUED INCOME	182,197
ACCRUED INTEREST	442,563
PREPAYMENTS	1,457,897
TOTAL TRADE AND OTHER RECEIVABLES	3,352,740

PROPERTY INCOME, RECOVERABLE WORKS AND OTHER DEBTORS:			209,706
DATE	SUNDRY DEBTORS OVER 90 DAYS	AMOUNT	
11/03/2019	Tennis Seniors Western Australia	5,728	
23/02/2021	Kre8 Constructions	930	
04/11/2016	C Caferelli	27,861	
21/01/2019	Matthew Slinger	15,485	
09/07/2019	R Cox	1,170	
28/11/2019	A Kindu	2,339	
28/10/2021	K Beykpour	18,800	
13/10/2020	D Bianchi	15,000	
04/08/2022	VT Ngo	7,835	
BALANCE OF 90 DAY DEBTORS OVER \$500		95,147	
% AGING DEBT OVER 90 DAYS		45%	

INFRINGEMENT DEBTORS:		1,274,045
Referred to FER		1,012,940
BALANCE OF 90 DAY DEBTORS OVER \$500		1,012,940
% AGING DEBT OVER 90 DAYS		80%

CITY OF VINCENT
NOTE 8 - BEATTY PARK LEISURE CENTRE FINANCIAL POSITION
AS AT 31 DECEMBER 2022



	Original Budget 2022/23 \$	YTD Budget Dec-22 \$	YTD Actuals Dec-22 \$	YTD Actuals Dec-21 \$	Month Actuals Dec-22 \$	Month Actuals Dec-21 \$
<u>ADMINISTRATION</u>						
Revenue	0	0	0	(398,410)	(104,929)	(104,842)
Expenditure	0	0	0	398,410	104,757	104,843
Surplus/(Deficit)	0	0	0	0	(172)	1
<u>SWIMMING POOLS AREA</u>						
Revenue	2,485,069	1,225,247	1,354,701	1,110,609	314,879	262,529
Expenditure	(4,308,508)	(2,061,005)	(2,241,558)	(2,086,715)	(432,336)	(778,561)
Surplus/(Deficit)	(1,823,439)	(835,758)	(886,857)	(976,106)	(117,457)	(516,032)
<u>SWIM SCHOOL</u>						
Revenue	1,773,386	920,579	1,108,167	682,848	181,560	138,578
Expenditure	(1,364,861)	(643,778)	(643,048)	(508,268)	(127,362)	(124,135)
Surplus/(Deficit)	408,525	276,801	465,119	174,580	54,198	14,443
<u>CAFÉ</u>						
Revenue	0	0	0	0	0	0
Expenditure	0	0	0	0	(116)	0
Surplus/(Deficit)	0	0	0	0	(116)	0
<u>RETAIL SHOP</u>						
Revenue	654,714	369,604	330,250	324,261	76,086	81,513
Expenditure	(530,625)	(302,146)	(259,859)	(222,673)	(63,643)	(33,899)
Surplus/(Deficit)	124,089	67,458	70,391	101,588	12,443	47,614
<u>HEALTH & FITNESS</u>						
Revenue	1,852,993	924,596	1,202,290	1,485,479	233,344	227,039
Expenditure	(1,253,778)	(600,670)	(663,332)	(678,092)	(127,487)	(186,485)
Surplus/(Deficit)	599,215	323,926	538,958	807,387	105,857	40,554
<u>GROUP FITNESS</u>						
Revenue	662,458	329,819	423,713	385,392	80,051	79,359
Expenditure	(486,333)	(240,496)	(360,979)	(290,344)	(65,120)	(83,986)
Surplus/(Deficit)	176,125	89,323	62,734	95,048	14,931	(4,627)
<u>AQUAROBCICS</u>						
Revenue	259,411	126,558	173,083	150,537	32,292	31,824
Expenditure	(151,668)	(76,126)	(100,334)	(91,739)	(20,327)	(29,092)
Surplus/(Deficit)	107,743	50,432	72,749	58,798	11,965	2,732
<u>CRECHE</u>						
Revenue	69,719	34,743	44,062	39,167	7,875	8,744
Expenditure	(327,868)	(155,827)	(153,876)	(139,309)	(30,533)	(39,759)
Surplus/(Deficit)	(258,149)	(121,084)	(109,814)	(100,142)	(22,658)	(31,015)
Net Surplus/(Deficit)	(665,891)	(148,902)	213,280	161,153	58,991	(446,330)
Less: Depreciation	(1,160,239)	(580,122)	(541,836)	(575,124)	(93,756)	(575,124)
Surplus/(Deficit)	494,348	431,220	755,116	736,277	152,747	128,794

CITY OF VINCENT
NOTE 8 - STATEMENT OF FINANCIAL ACTIVITY
BY SERVICE - GRAPH
AS AT 31 DECEMBER 2022

