

**CITY OF VINCENT
CURRENT INVESTMENT HOLDING
AS AT 31 AUGUST 2023**

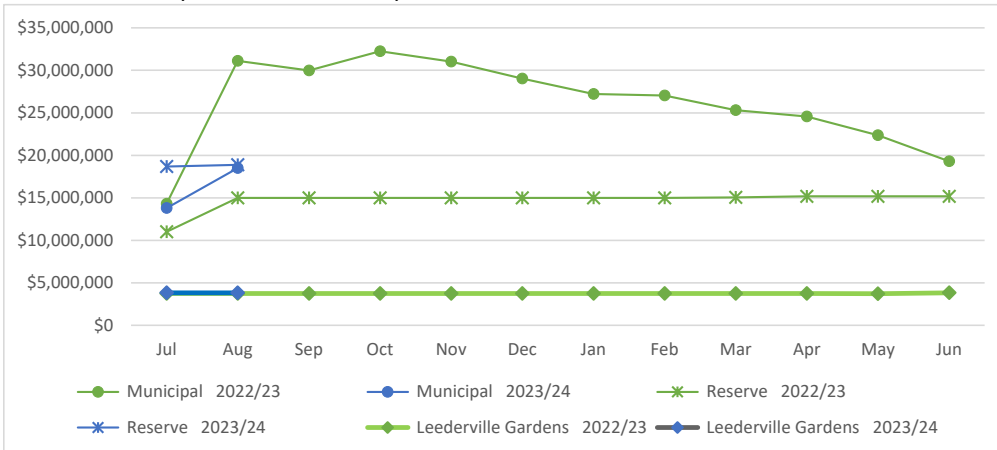
| Funds | Institution | Investment Date | Maturity Date | Interest Rate | Principal \$ |
|---------------------------------------|--------------------------------|------------------------|----------------------|----------------------|---------------------|
| <u>OPERATING ACCOUNTS</u> | | | | | |
| Municipal | Commonwealth Bank of Australia | | | 3.85% | 8,898,334 |
| Municipal | Commonwealth Bank of Australia | | Ongoing | 4.15% | 2,616,966 |
| Total Operating Funds | | | | | 11,515,299 |
| <u>TERM DEPOSITS</u> | | | | | |
| Leederville Gardens Inc Surplus Trust | Beyond Bank | 04/11/2022 | 03/11/2023 | 4.55% | 850,117 |
| Leederville Gardens Inc Surplus Trust | National Australia Bank | 12/01/2023 | 11/01/2024 | 4.53% | 908,677 |
| Reserve | National Australia Bank | 12/01/2023 | 11/01/2024 | 4.53% | 4,500,000 |
| Municipal | National Australia Bank | 20/02/2023 | 20/02/2024 | 4.83% | 4,000,000 |
| Municipal | Bank of Queensland | 03/03/2023 | 05/03/2024 | 5.05% | 1,000,000 |
| Municipal | AMP Bank | 29/03/2023 | 28/03/2024 | 4.90% | 3,500,000 |
| Reserve | Hume Bank | 29/03/2023 | 28/03/2024 | 4.78% | 2,540,000 |
| Reserve | Macquarie Bank | 05/05/2023 | 04/09/2023 | 4.59% | 1,000,000 |
| Reserve | Macquarie Bank | 05/05/2023 | 14/09/2023 | 4.59% | 540,000 |
| Reserve | National Australia Bank | 24/05/2023 | 23/05/2024 | 4.87% | 1,600,000 |
| Leederville Gardens Inc Surplus Trust | Commonwealth Bank of Australia | 30/06/2023 | 28/06/2024 | 5.32% | 2,058,536 |
| Municipal | Commonwealth Bank of Australia | 09/08/2023 | 08/04/2024 | 5.46% | 2,500,000 |
| Municipal | Commonwealth Bank of Australia | 09/08/2023 | 08/07/2024 | 5.53% | 2,500,000 |
| Reserve | Commonwealth Bank of Australia | 09/08/2023 | 08/08/2024 | 5.55% | 5,200,000 |
| Municipal | Bank of Queensland | 24/08/2023 | 06/06/2024 | 4.95% | 2,500,000 |
| Municipal | Bank of Queensland | 24/08/2023 | 19/06/2024 | 4.95% | 2,500,000 |
| Reserve | National Australia Bank | 24/08/2023 | 06/06/2024 | 5.12% | 1,000,000 |
| Reserve | Bendigo and Adelaide Bank | 30/08/2023 | 29/04/2024 | 5.00% | 2,500,000 |
| Total Term Deposits | | | | | 41,197,329 |
| Total Funds available | | | | | 52,712,628 |

**CITY OF VINCENT
INVESTMENT PORTFOLIO
AS AT 31 AUGUST 2023**

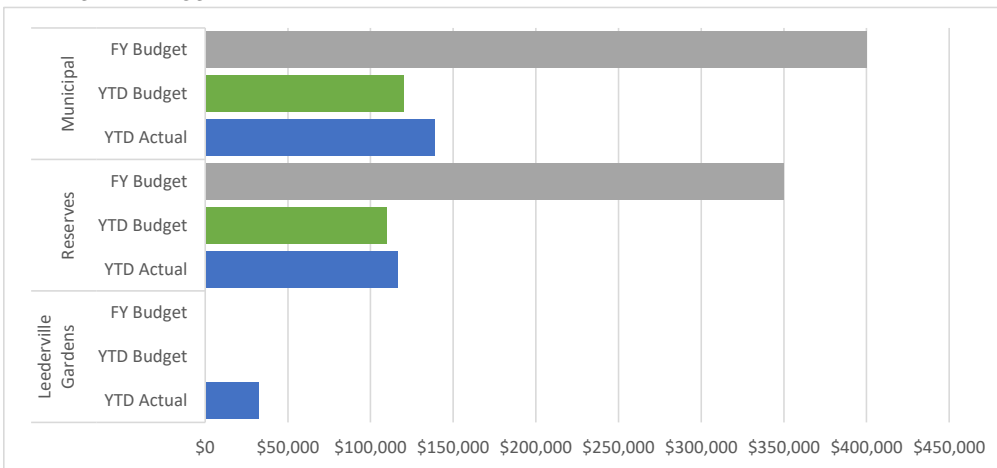
| | Municipal | Reserve | Leederville Gardens Inc Surplus Trust | Total | Total |
|---|-------------------|-------------------|---|-------------------|---------------|
| | \$ | \$ | \$ | \$ | % |
| BY INVESTMENT HOLDINGS | | | | | |
| Municipal Account | 8,898,334 | 0 | 0 | 8,898,334 | 16.9% |
| Online Saver | 2,616,966 | 0 | 0 | 2,616,966 | 5.0% |
| Term Deposits | 18,500,000 | 18,880,000 | 3,817,329 | 41,197,329 | 78.2% |
| | 30,015,299 | 18,880,000 | 3,817,329 | 52,712,628 | 100.0% |
| BY INSTITUTION | | | | | |
| Bank of Queensland | 6,000,000 | 0 | 0 | 6,000,000 | 11.4% |
| Bendigo and Adelaide Bank | 0 | 2,500,000 | 0 | 2,500,000 | 4.7% |
| Commonwealth Bank of Australia | 16,515,299 | 5,200,000 | 2,058,536 | 23,773,835 | 45.1% |
| Beyond Bank | 0 | 0 | 850,117 | 850,116 | 1.6% |
| National Australia Bank | 4,000,000 | 7,100,000 | 908,677 | 12,008,677 | 22.8% |
| AMP Bank | 3,500,000 | 0 | 0 | 3,500,000 | 6.6% |
| Hume Bank | 0 | 2,540,000 | 0 | 2,540,000 | 4.8% |
| Macquarie Bank | 0 | 1,540,000 | 0 | 1,540,000 | 2.9% |
| | 30,015,299 | 18,880,000 | 3,817,329 | 52,712,628 | 100.0% |
| BY CREDIT RATINGS (SHORT-TERM ISSUE) | | | | | |
| A-1+ | 20,515,299 | 12,300,000 | 2,967,212 | 35,782,511 | 67.9% |
| A-1 | 0 | 1,540,000 | 0 | 1,540,000 | 2.9% |
| A-2 | 9,500,000 | 5,040,000 | 850,117 | 15,390,117 | 29.2% |
| | 30,015,299 | 18,880,000 | 3,817,329 | 52,712,628 | 100.0% |
| BY TERMS | | | | | |
| 0-30 days | 11,515,299 | 0 | 0 | 11,515,299 | 21.8% |
| 91-180 days | 0 | 1,540,000 | 0 | 1,540,000 | 2.9% |
| 181-270 days | 2,500,000 | 2,500,000 | 0 | 5,000,000 | 9.5% |
| 271-365 days | 15,000,000 | 14,840,000 | 3,817,329 | 33,657,329 | 63.9% |
| > 1 year | 1,000,000 | 0 | 0 | 1,000,000 | 1.9% |
| | 30,015,299 | 18,880,000 | 3,817,329 | 52,712,628 | 100.0% |
| BY MATURITY | | | | | |
| 0-30 days | 11,515,299 | 1,540,000 | 0 | 13,055,299 | 24.8% |
| 31-90 days | 0 | 0 | 850,117 | 850,117 | 1.6% |
| 91-180 days | 4,000,000 | 4,500,000 | 908,677 | 9,408,677 | 17.9% |
| 181-270 days | 7,000,000 | 6,640,000 | 0 | 13,640,000 | 25.9% |
| 271-365 days | 7,500,000 | 6,200,000 | 2,058,536 | 15,758,536 | 29.9% |
| | 30,015,299 | 18,880,000 | 3,817,329 | 52,712,628 | 100.0% |
| BY FOSSIL FUEL EXPOSURE | | | | | |
| Fossil Fuel Investments | 24,015,299 | 13,840,000 | 2,967,212 | 40,822,511 | 77.4% |
| Non Fossil Fuel Investments | 6,000,000 | 5,040,000 | 850,117 | 11,890,117 | 22.6% |
| | 30,015,299 | 18,880,000 | 3,817,329 | 52,712,628 | 100.0% |

**CITY OF VINCENT
INVESTMENT PERFORMANCE
AS AT 31 AUGUST 2023**

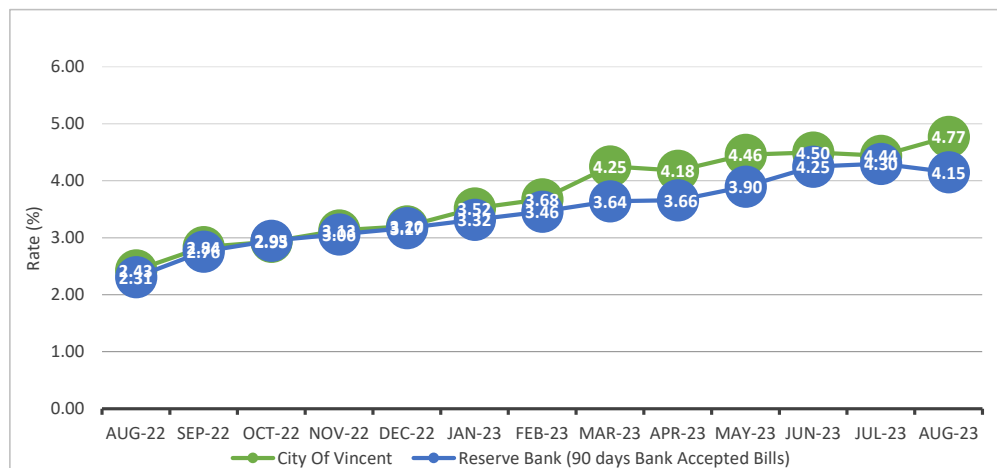
FUNDS INVESTED (TERM DEPOSITS ONLY)



INTEREST EARNINGS

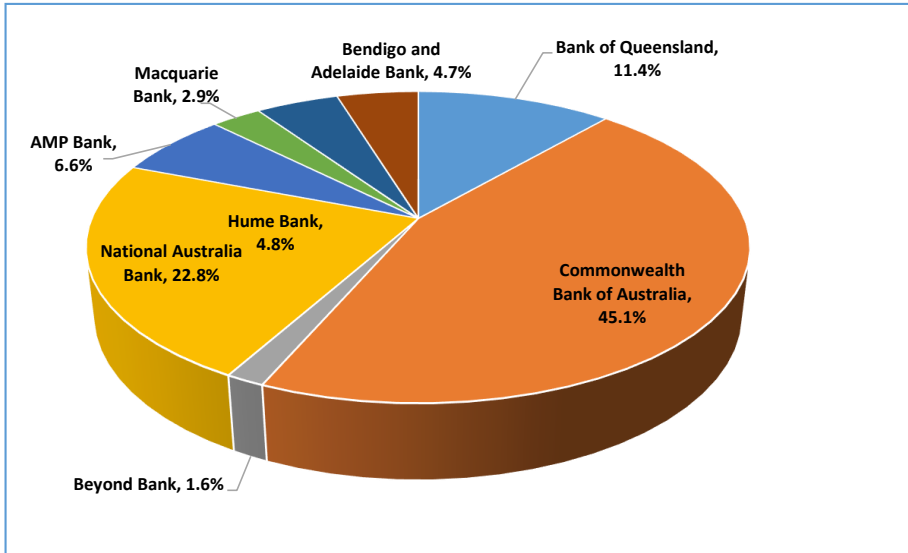


INTEREST RATE COMPARISON

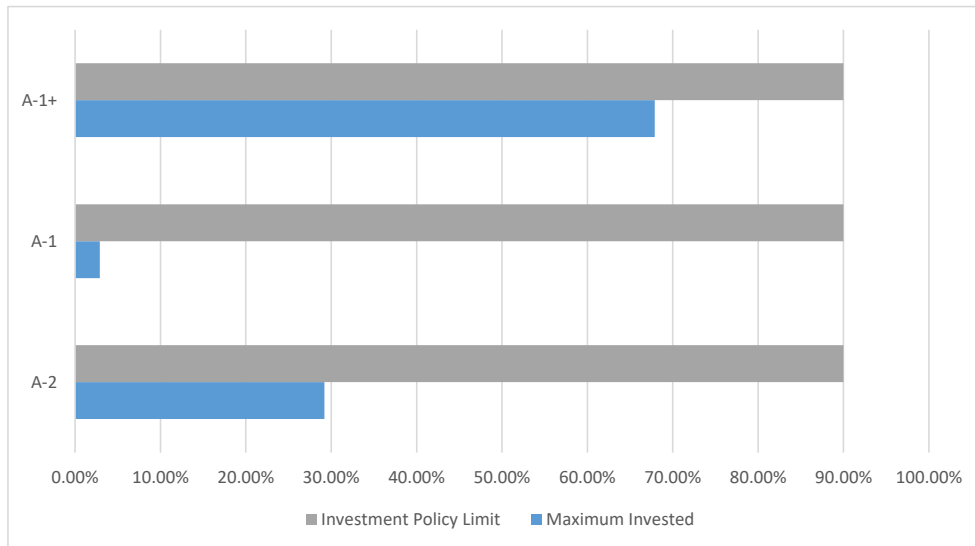


**CITY OF VINCENT
INVESTMENT POLICY COMPLIANCE
AS AT 31 AUGUST 2023**

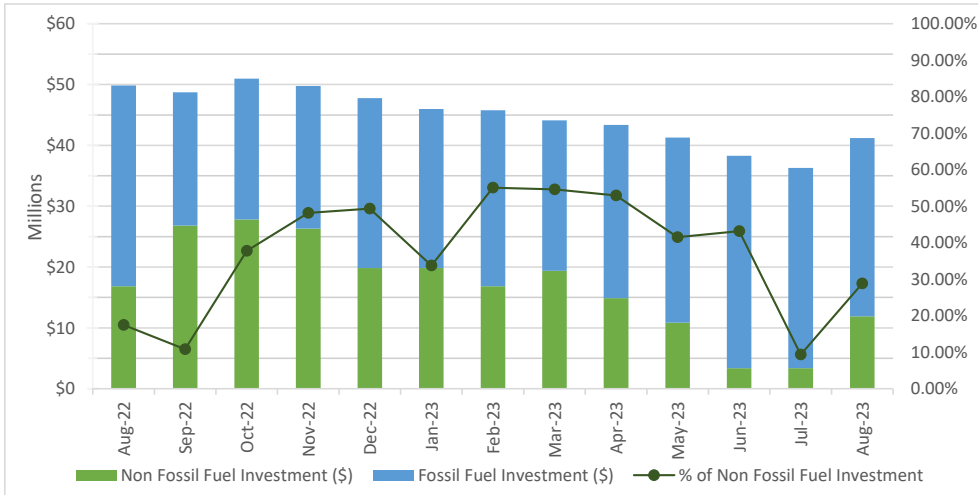
TOTAL PORTFOLIO EXPOSURE



TOATL CREDIT EXPOSURE



FOSSIL FUEL EXPOSURE



* Selection of non fossil fuel investments is based on information provided by www.marketforces.org.au.

**CITY OF VINCENT
INVESTMENT INTEREST EARNINGS
AS AT 31 AUGUST 2023**

| | YTD 31/08/2023 | PY YTD 31/08/2022 | FY 2023/24 | PY FY 2022/23 |
|--|---------------------------|------------------------------|-----------------------|--------------------------|
| | \$ | \$ | \$ | \$ |
| MUNICIPAL FUNDS | | | | |
| Budget | 120,000 | 20,000 | 400,000 | 500,000 |
| Interest Earnings | 138,860 | 25,069 | 138,860 | 827,395 |
| % Income to Budget | 115.7% | 125.3% | 34.7% | 165.5% |
| RESERVE FUNDS | | | | |
| Budget | 110,000 | 13,334 | 350,000 | 450,000 |
| Interest Earnings | 116,366 | 59,349 | 116,366 | 497,011 |
| % Income to Budget | 105.8% | 445.1% | 33.3% | 110.5% |
| LEEDERVILLE GARDENS INC SURPLUS TRUST | | | | |
| Budget | 0 | 0 | 0 | 0 |
| Interest Earnings | 32,165 | 20,950 | 32,165 | 134,290 |
| % Income to Budget | 0.0% | 0.0% | 0.0% | 0.0% |
| TOTAL | | | | |
| Budget | 230,000 | 33,334 | 750,000 | 950,000 |
| Interest Earnings | 287,391 | 105,368 | 287,391 | 1,458,696 |
| % Income to Budget | 125.0% | 316.1% | 38.3% | 153.6% |
| Variance | 57,391 | 72,034 | (462,609) | 508,696 |
| % Variance to Budget | 25.0% | 216.1% | (61.7%) | 53.6% |
| TOTAL (EXCL. LEEDERVILLE GARDENS INC SURPLUS TRUST) | | | | |
| Budget | 230,000 | 33,334 | 750,000 | 950,000 |
| Interest Earnings | 255,226 | 84,418 | 255,226 | 1,324,406 |
| % Income to Budget | 111.0% | 253.3% | 34.0% | 139.4% |
| Variance | 25,226 | 51,084 | (494,774) | 374,406 |
| % Variance to Budget | 11.0% | 153.3% | (66.0%) | 39.4% |