

**CITY OF VINCENT
CURRENT INVESTMENT HOLDING
AS AT 30 APRIL 2024**

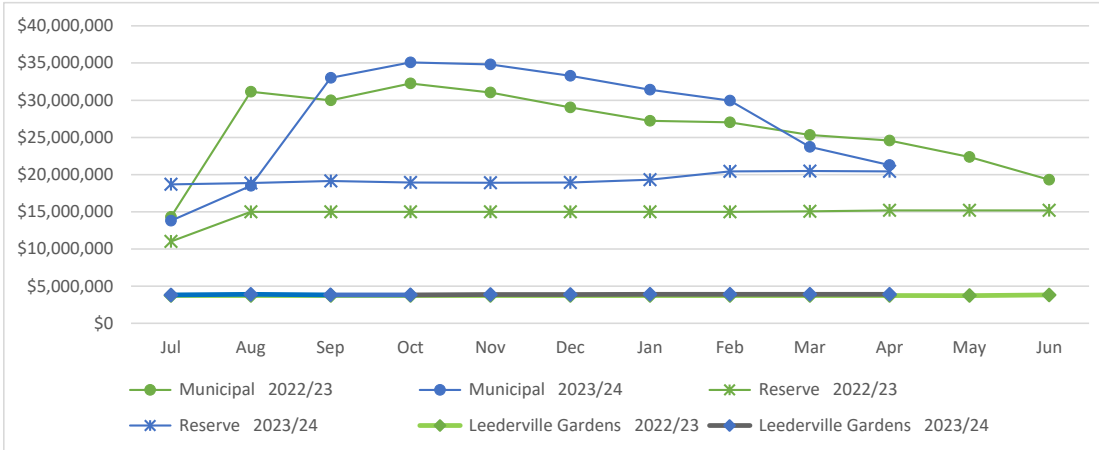
Funds	Institution	Investment Date	Maturity Date	Interest Rate	Principal \$
<u>OPERATING ACCOUNTS</u>					
Municipal	Commonwealth Bank of Australia	Ongoing		4.10%	490,354
Municipal	Commonwealth Bank of Australia	Ongoing		4.35%	798,667
Reserve	Commonwealth Bank of Australia	Ongoing		4.10%	2,035,500
Total Operating Funds					3,324,520
<u>TERM DEPOSITS</u>					
Leederville Gardens Inc Surplus Trust	Commonwealth Bank of Australia	30/06/2023	28/06/2024	5.32%	2,058,536
Leederville Gardens Inc Surplus Trust	AMP Bank	19/12/2023	18/12/2024	5.25%	888,691
Leederville Gardens Inc Surplus Trust	AMP Bank	24/01/2024	23/01/2025	4.95%	949,727
Municipal	Commonwealth Bank of Australia	9/08/2023	8/07/2024	5.53%	2,500,000
Municipal	Bank of Queensland	24/08/2023	6/06/2024	4.95%	2,500,000
Municipal	Bank of Queensland	24/08/2023	19/06/2024	4.95%	2,500,000
Municipal	G&C Mutual	20/09/2023	6/05/2024	5.10%	4,500,000
Municipal	Police and Nurses	1/11/2023	31/10/2024	5.50%	1,000,000
Municipal	National Australia Bank	23/01/2024	22/01/2025	5.10%	3,000,000
Municipal	Judo Bank	5/04/2024	4/10/2024	5.15%	2,000,000
Municipal	Bank of Queensland	30/04/2024	29/04/2025	5.10%	2,000,000
Reserve	National Australia Bank	30/04/2024	29/04/2025	5.20%	2,600,000
Reserve	Judo Bank	5/04/2024	4/10/2024	5.15%	3,000,000
Reserve	National Australia Bank	24/05/2023	23/05/2024	4.87%	1,600,000
Reserve	Commonwealth Bank of Australia	9/08/2023	8/08/2024	5.55%	5,200,000
Reserve	National Australia Bank	24/08/2023	6/06/2024	5.12%	1,000,000
Reserve	National Australia Bank	23/01/2024	22/01/2025	5.10%	5,000,000
Total Term Deposits					42,296,954
Total Funds available					45,621,474

**CITY OF VINCENT
INVESTMENT PORTFOLIO
AS AT 30 APRIL 2024**

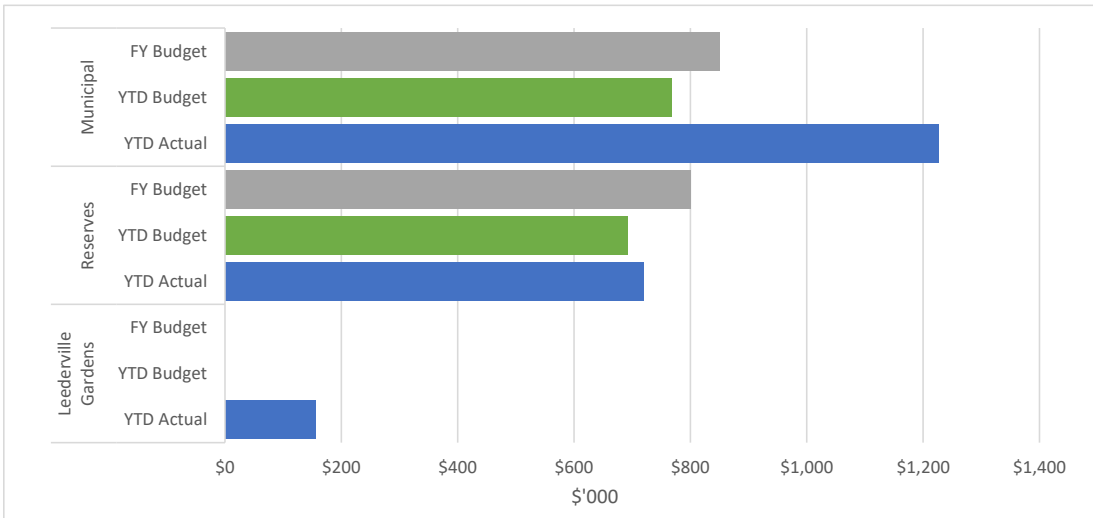
	Municipal	Reserve	Leederville Gardens Inc Surplus Trust	Total	Total
	\$	\$	\$	\$	%
BY INVESTMENT HOLDINGS					
Municipal Account	490,354	2,035,500	0	2,525,854	5.5%
Online Saver	798,667	0	0	798,667	1.8%
Term Deposits	20,000,000	18,400,000	3,896,954	42,296,954	92.7%
	21,289,020	20,435,500	3,896,954	45,621,474	100.0%
BY INSTITUTION					
Bank of Queensland	7,000,000	0	0	7,000,000	15.3%
Commonwealth Bank of Australia	3,789,020	7,235,500	2,058,536	13,083,056	28.7%
National Australia Bank	3,000,000	10,200,000	0	13,200,000	28.9%
AMP Bank	0	0	1,838,418	1,838,418	4.0%
Judo Bank	2,000,000	3,000,000	0	5,000,000	11.0%
G&C Mutual	4,500,000	0	0	4,500,000	9.9%
Police and Nurses	1,000,000	0	0	1,000,000	2.2%
	21,289,020	20,435,500	3,896,954	45,621,474	100.0%
BY CREDIT RATINGS (SHORT-TERM ISSUE)					
A-1+	6,789,020	17,435,500	2,058,536	26,283,056	57.7%
A-2	14,500,000	3,000,000	1,838,418	19,338,418	42.3%
	21,289,020	20,435,500	3,896,954	45,621,474	100.0%
BY TERMS					
0-30 days	1,289,020	2,035,500	0	3,324,520	7.3%
181-270 days	6,500,000	3,000,000	0	9,500,000	20.8%
271-365 days	13,500,000	15,400,000	3,896,954	32,796,954	71.9%
> 1 year	0	0	0	0	0.0%
	21,289,020	20,435,500	3,896,954	45,621,474	100.0%
BY MATURITY					
0-30 days	5,789,020	3,635,500	0	9,424,520	20.7%
31-90 days	7,500,000	1,000,000	2,058,536	10,558,536	23.1%
91-180 days	2,000,000	8,200,000	0	10,200,000	22.4%
181-270 days	4,000,000	5,000,000	1,838,418	10,838,418	23.8%
271-365 days	2,000,000	2,600,000	0	4,600,000	10.1%
	21,289,020	20,435,500	3,896,954	45,621,474	100.0%
BY FOSSIL FUEL EXPOSURE					
Fossil Fuel Investments	6,789,020	17,435,500	3,896,954	28,121,474	61.6%
Non Fossil Fuel Investments	14,500,000	3,000,000	0	17,500,000	38.4%
	21,289,020	20,435,500	3,896,954	45,621,474	100.0%

**CITY OF VINCENT
INVESTMENT PERFORMANCE
AS AT 30 APRIL 2024**

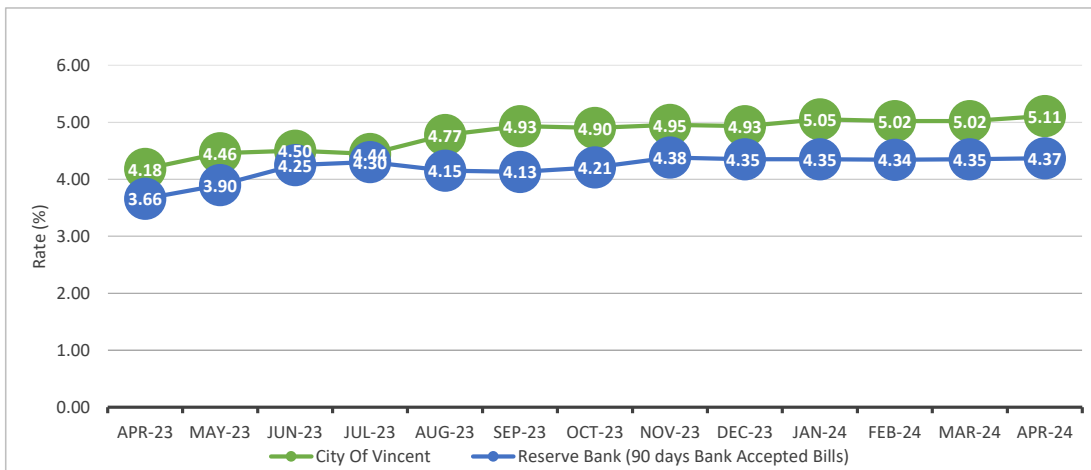
FUNDS INVESTED (TERM DEPOSITS ONLY)



INTEREST EARNINGS

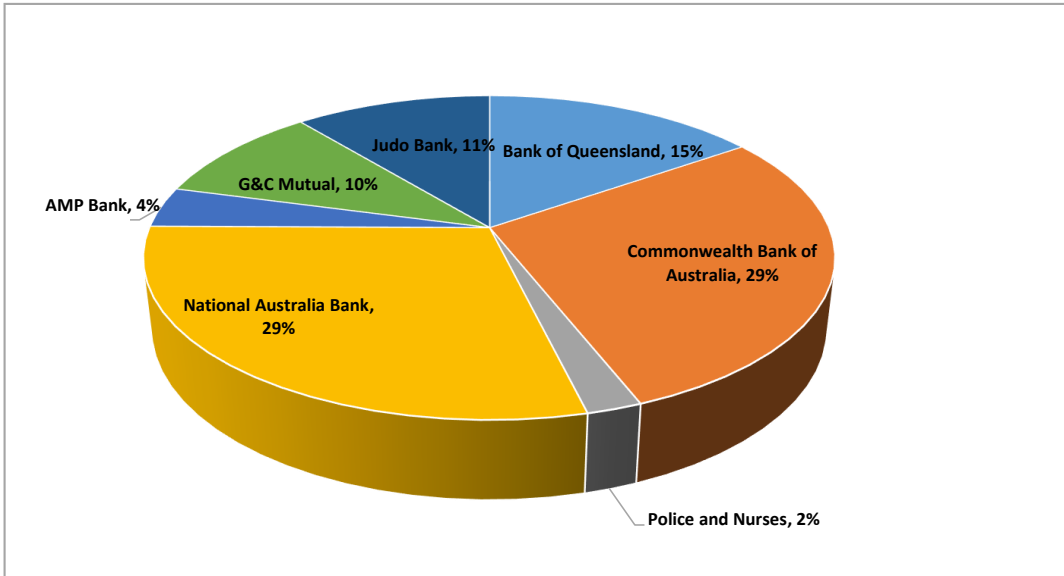


INTEREST RATE COMPARISON

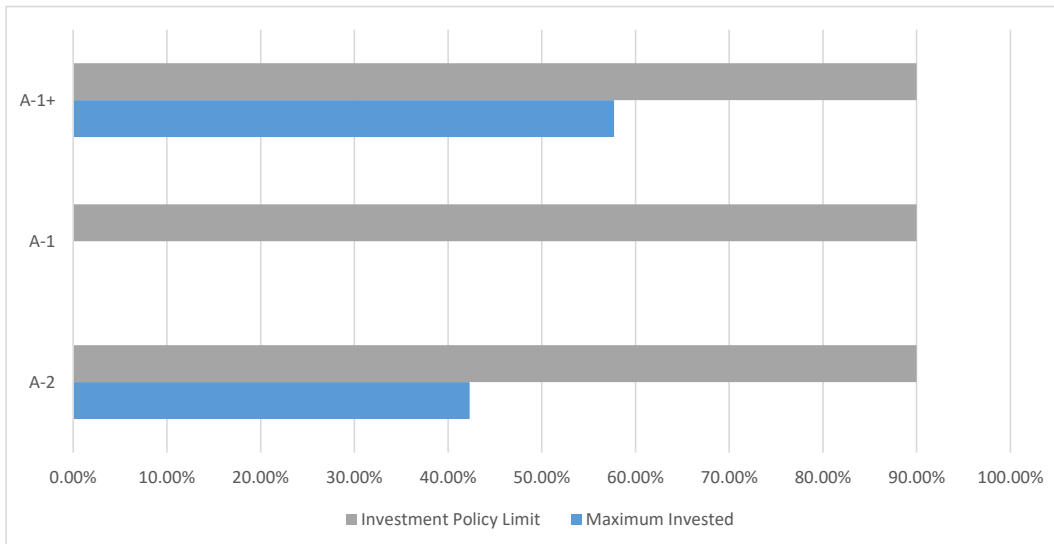


**CITY OF VINCENT
INVESTMENT POLICY COMPLIANCE
AS AT 30 APRIL 2024**

TOTAL PORTFOLIO EXPOSURE



TOATL CREDIT EXPOSURE



FOSSIL FUEL EXPOSURE

