

**CITY OF VINCENT
CURRENT INVESTMENT HOLDING
AS AT 31 MAY 2024**

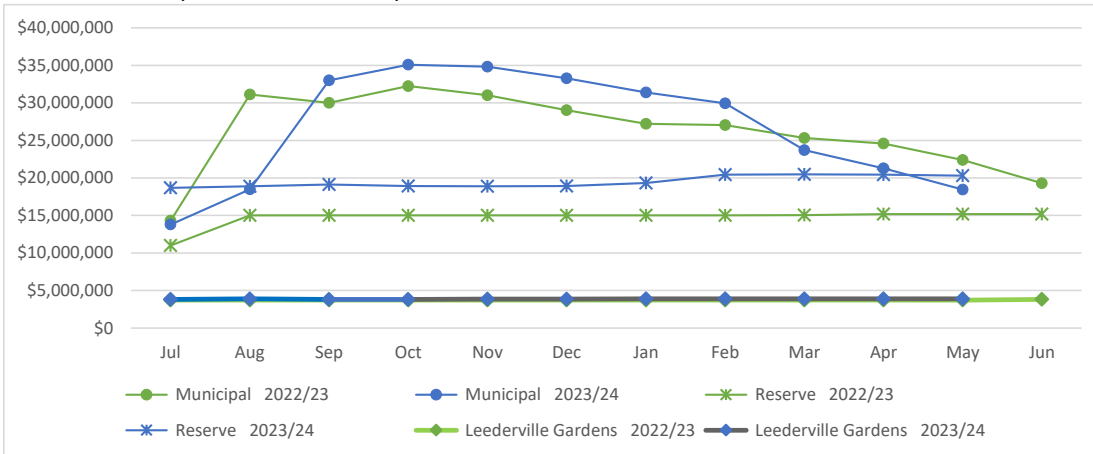
Funds	Institution	Investment Date	Maturity Date	Interest Rate	Principal \$
<u>OPERATING ACCOUNTS</u>					
Municipal	Commonwealth Bank of Australia	Ongoing		4.10%	1,152,255
Municipal	Commonwealth Bank of Australia	Ongoing		4.35%	803,461
Reserve	Commonwealth Bank of Australia	Ongoing		4.10%	489,386
Total Operating Funds					2,445,102
<u>TERM DEPOSITS</u>					
Leederville Gardens Inc Surplus Trust	Commonwealth Bank of Australia	30/06/2023	28/06/2024	5.32%	2,058,536
Leederville Gardens Inc Surplus Trust	AMP Bank	19/12/2023	18/12/2024	5.25%	888,691
Leederville Gardens Inc Surplus Trust	AMP Bank	24/01/2024	23/01/2025	4.95%	949,727
Municipal	Commonwealth Bank of Australia	24/08/2023	6/06/2024	4.95%	2,500,000
Municipal	Bank of Queensland	24/08/2023	19/06/2024	4.95%	2,500,000
Municipal	Bank of Queensland	9/08/2023	8/07/2024	5.53%	2,500,000
Municipal	G&C Mutual	9/05/2024	9/05/2025	4.99%	3,000,000
Municipal	Police and Nurses	5/04/2024	4/10/2024	5.15%	2,000,000
Municipal	National Australia Bank	1/11/2023	31/10/2024	5.50%	1,000,000
Municipal	Judo Bank	23/01/2024	22/01/2025	5.10%	3,000,000
Reserve	Bank of Queensland	30/04/2024	29/04/2025	5.10%	2,000,000
Reserve	National Australia Bank	9/08/2023	8/08/2024	5.55%	5,200,000
Reserve	Judo Bank	9/05/2024	9/05/2025	5.35%	1,000,000
Reserve	National Australia Bank	5/04/2024	4/10/2024	5.15%	3,000,000
Reserve	Commonwealth Bank of Australia	30/04/2024	29/04/2025	5.20%	2,600,000
Reserve	National Australia Bank	24/08/2023	6/06/2024	5.12%	1,000,000
Reserve	National Australia Bank	23/01/2024	22/01/2025	5.10%	5,000,000
Total Term Deposits					40,196,954
Total Funds available					42,642,055

**CITY OF VINCENT
INVESTMENT PORTFOLIO
AS AT 31 MAY 2024**

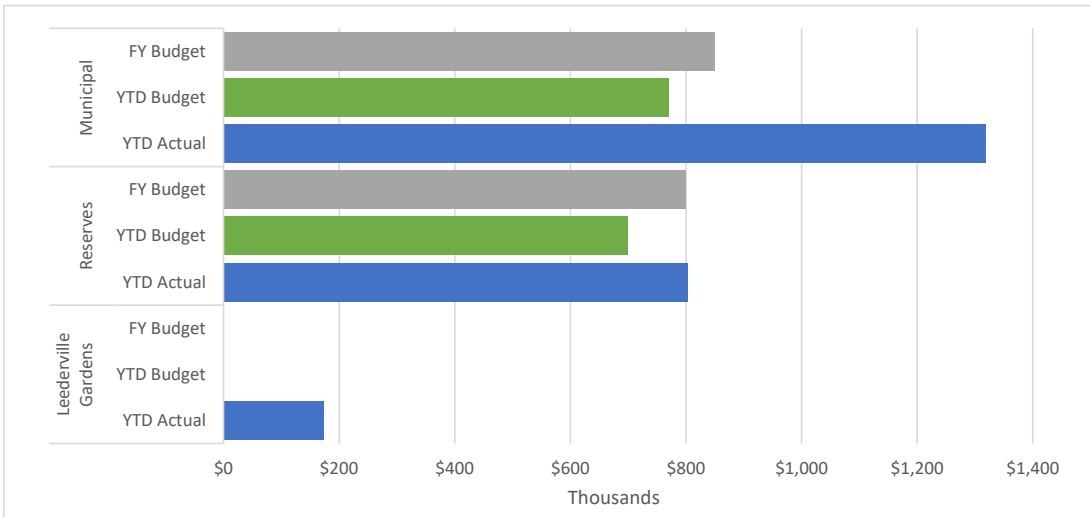
	Municipal	Reserve	Leederville Gardens Inc Surplus Trust	Total	Total
	\$	\$	\$	\$	%
BY INVESTMENT HOLDINGS					
Municipal Account	1,152,255	489,386	0	1,641,641	3.8%
Online Saver	803,461	0	0	803,461	1.9%
Term Deposits	16,500,000	19,800,000	3,896,954	40,196,954	94.3%
	18,455,716	20,289,386	3,896,954	42,642,056	100.0%
BY INSTITUTION					
Bank of Queensland	5,000,000	2,000,000	0	7,000,000	16.4%
Commonwealth Bank of Australia	7,455,716	5,689,386	2,058,536	15,203,638	35.7%
National Australia Bank	3,000,000	8,600,000	0	11,600,000	27.2%
AMP Bank	0	0	1,838,418	1,838,418	4.3%
Judo Bank	2,000,000	3,000,000	0	5,000,000	11.7%
G&C Mutual	0	1,000,000	0	1,000,000	2.4%
Police and Nurses	1,000,000	0	0	1,000,000	2.4%
	18,455,716	20,289,386	3,896,954	42,642,056	100.0%
BY CREDIT RATINGS (SHORT-TERM ISSUE)					
A-1+	10,455,716	14,289,386	2,058,536	26,803,638	62.9%
A-2	8,000,000	6,000,000	1,838,418	15,838,418	37.1%
	18,455,716	20,289,386	3,896,954	42,642,056	100.0%
BY TERMS					
0-30 days	1,955,716	489,386	0	2,445,102	5.7%
181-270 days	2,000,000	3,000,000	0	5,000,000	11.7%
271-365 days	14,500,000	16,800,000	3,896,954	35,196,954	82.5%
> 1 year	0	0	0	0	0.0%
	18,455,716	20,289,386	3,896,954	42,642,056	100.0%
BY MATURITY					
0-30 days	6,955,716	1,489,386	2,058,536	10,503,638	24.6%
31-90 days	2,500,000	5,200,000	0	7,700,000	18.1%
91-180 days	3,000,000	3,000,000	0	6,000,000	14.1%
181-270 days	3,000,000	5,000,000	1,838,418	9,838,418	23.1%
271-365 days	3,000,000	5,600,000	0	8,600,000	20.2%
	18,455,716	20,289,386	3,896,954	42,642,056	100.0%
BY FOSSIL FUEL EXPOSURE					
Fossil Fuel Investments	10,455,716	14,289,386	3,896,954	28,642,056	67.2%
Non Fossil Fuel Investments	8,000,000	6,000,000	0	14,000,000	32.8%
	18,455,716	20,289,386	3,896,954	42,642,056	100.0%

**CITY OF VINCENT
INVESTMENT PERFORMANCE
AS AT 31 MAY 2024**

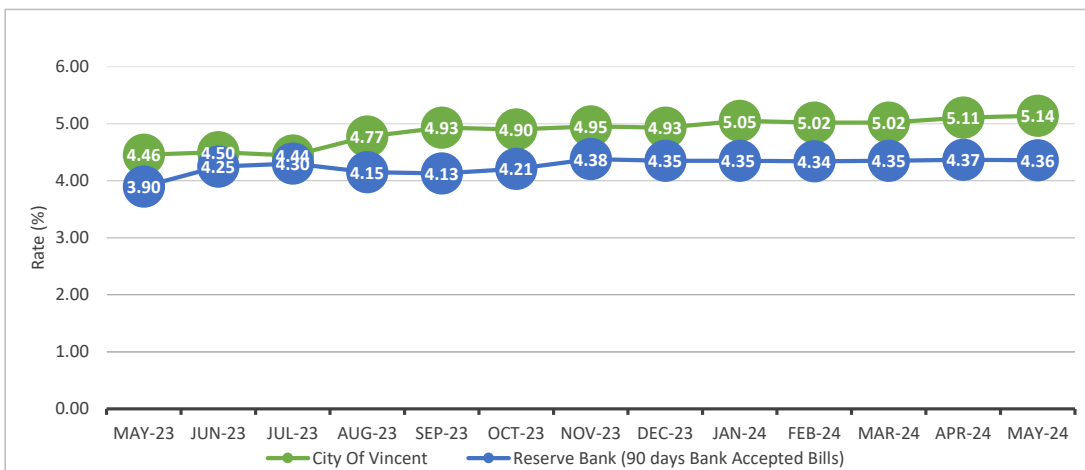
FUNDS INVESTED (TERM DEPOSITS ONLY)



INTEREST EARNINGS

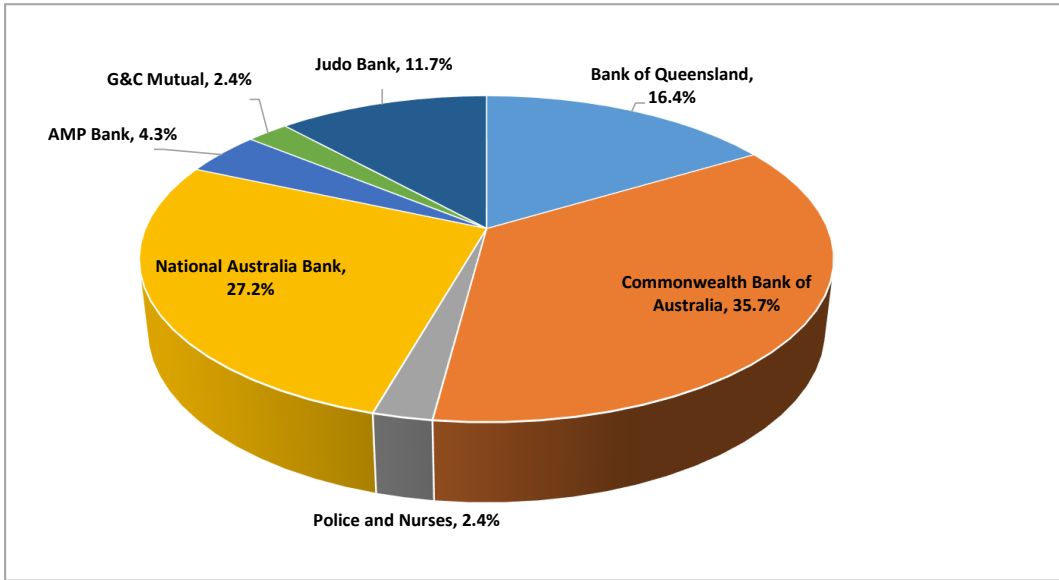


INTEREST RATE COMPARISON

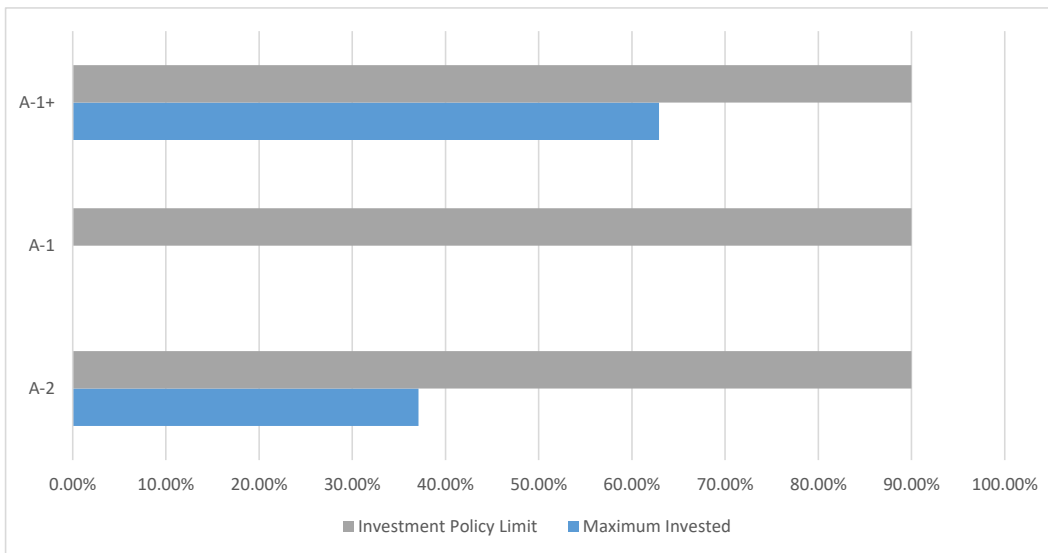


**CITY OF VINCENT
INVESTMENT POLICY COMPLIANCE
AS AT 31 MAY 2024**

TOTAL PORTFOLIO EXPOSURE



TOATL CREDIT EXPOSURE



FOSSIL FUEL EXPOSURE

