

**CITY OF VINCENT
CURRENT INVESTMENT HOLDING
AS AT 30 JUNE 2024**

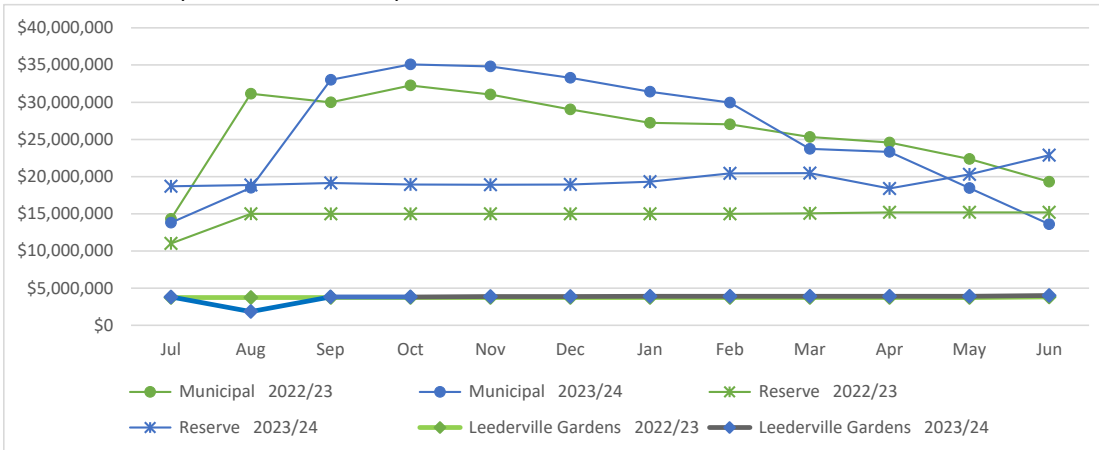
Funds	Institution	Investment Date	Maturity Date	Interest Rate	Principal \$
<u>OPERATING ACCOUNTS</u>					
Municipal	Commonwealth Bank of Australia	Ongoing		4.10%	1,289,330
Municipal	Commonwealth Bank of Australia	Ongoing		4.35%	810,583
Reserve	Commonwealth Bank of Australia	Ongoing		4.10%	4,064,438
Leederville Gardens Inc Surplus Trust	Commonwealth Bank of Australia	Ongoing		4.10%	2,167,750
Total Operating Funds					8,332,101
<u>TERM DEPOSITS</u>					
Leederville Gardens Inc Surplus Trust	AMP Bank	19/12/2023	18/12/2024	5.25%	888,691
Leederville Gardens Inc Surplus Trust	AMP Bank	24/01/2024	23/01/2025	4.95%	949,727
Municipal	Commonwealth Bank of Australia	9/08/2023	8/07/2024	5.53%	2,500,000
Municipal	Police and Nurses	1/11/2023	31/10/2024	5.50%	1,000,000
Municipal	National Australia Bank	23/01/2024	22/01/2025	5.10%	3,000,000
Municipal	Judo Bank	5/04/2024	4/10/2024	5.15%	2,000,000
Municipal	Commonwealth Bank of Australia	9/05/2024	9/05/2025	4.99%	3,000,000
Reserve	Bank of Queensland	30/04/2024	29/04/2025	5.10%	2,000,000
Reserve	G&C Mutual	9/05/2024	9/05/2025	5.35%	1,000,000
Reserve	National Australia Bank	30/04/2024	29/04/2025	5.20%	2,600,000
Reserve	Judo Bank	5/04/2024	4/10/2024	5.15%	3,000,000
Reserve	Commonwealth Bank of Australia	9/08/2023	8/08/2024	5.55%	5,200,000
Reserve	National Australia Bank	23/01/2024	22/01/2025	5.10%	5,000,000
Total Term Deposits					32,138,418
Total Funds available					40,470,519

**CITY OF VINCENT
INVESTMENT PORTFOLIO
AS AT 30 JUNE 2024**

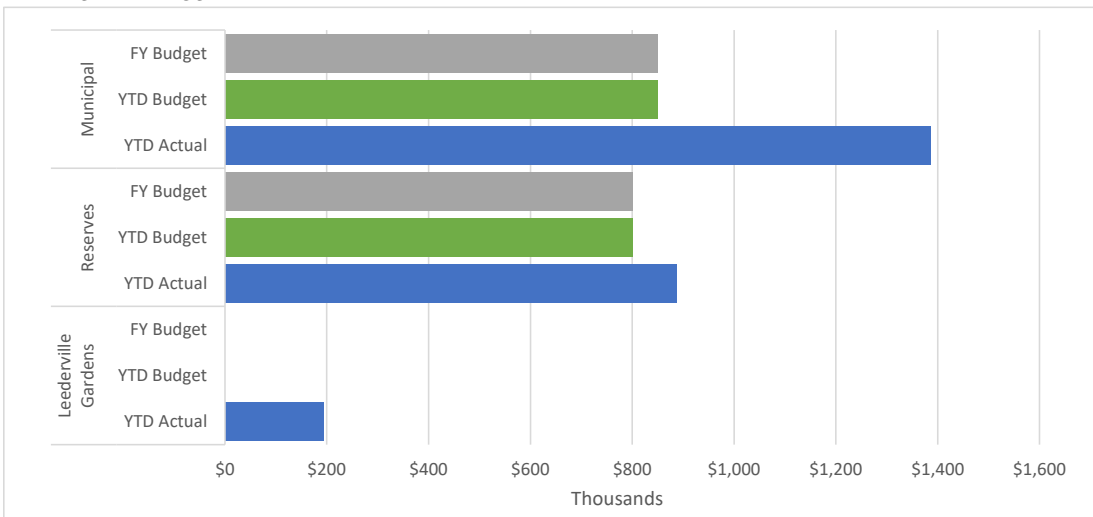
	Municipal	Reserve	Leederville Gardens Inc Surplus Trust	Total	Total
	\$	\$	\$	\$	%
BY INVESTMENT HOLDINGS					
Municipal Account	1,289,330	4,064,438	2,167,750	7,521,518	18.6%
Online Saver	810,583	0	0	810,583	2.0%
Term Deposits	11,500,000	18,800,000	1,838,418	32,138,418	79.4%
	13,599,913	22,864,438	4,006,168	40,470,519	100.0%
BY INSTITUTION					
Bank of Queensland	0	2,000,000	0	2,000,000	4.9%
Commonwealth Bank of Australia	7,599,913	9,264,438	2,167,750	19,032,101	47.0%
National Australia Bank	3,000,000	7,600,000	0	10,600,000	26.2%
AMP Bank	0	0	1,838,418	1,838,418	4.5%
Judo Bank	2,000,000	3,000,000	0	5,000,000	12.4%
G&C Mutual	0	1,000,000	0	1,000,000	2.5%
Police and Nurses	1,000,000	0	0	1,000,000	2.5%
	13,599,913	22,864,438	4,006,168	40,470,519	100.0%
BY CREDIT RATINGS (SHORT-TERM ISSUE)					
A-1+	10,599,913	16,864,438	2,167,750	29,632,101	73.3%
A-2	3,000,000	6,000,000	1,838,418	10,838,418	26.7%
	13,599,913	22,864,438	4,006,168	40,470,519	100.0%
BY TERMS					
0-30 days	2,099,913	4,064,438	2,167,750	8,332,101	20.6%
181-270 days	2,000,000	3,000,000	0	5,000,000	12.4%
271-365 days	9,500,000	15,800,000	1,838,418	27,138,418	67.0%
	13,599,913	22,864,438	4,006,168	40,470,519	100.0%
BY MATURITY					
0-30 days	4,599,913	4,064,438	2,167,750	10,832,101	26.8%
31-90 days	0	5,200,000	0	5,200,000	12.9%
91-180 days	3,000,000	3,000,000	888,691	6,888,691	17.0%
181-270 days	3,000,000	5,000,000	949,727	8,949,727	22.1%
271-365 days	3,000,000	5,600,000	0	8,600,000	21.3%
	13,599,913	22,864,438	4,006,168	40,470,519	100.0%
BY FOSSIL FUEL EXPOSURE					
Fossil Fuel Investments	10,599,913	16,864,438	4,006,168	31,470,519	77.8%
Non Fossil Fuel Investments	3,000,000	6,000,000	0	9,000,000	22.2%
	13,599,913	22,864,438	4,006,168	40,470,519	100.0%

**CITY OF VINCENT
INVESTMENT PERFORMANCE
AS AT 30 JUNE 2024**

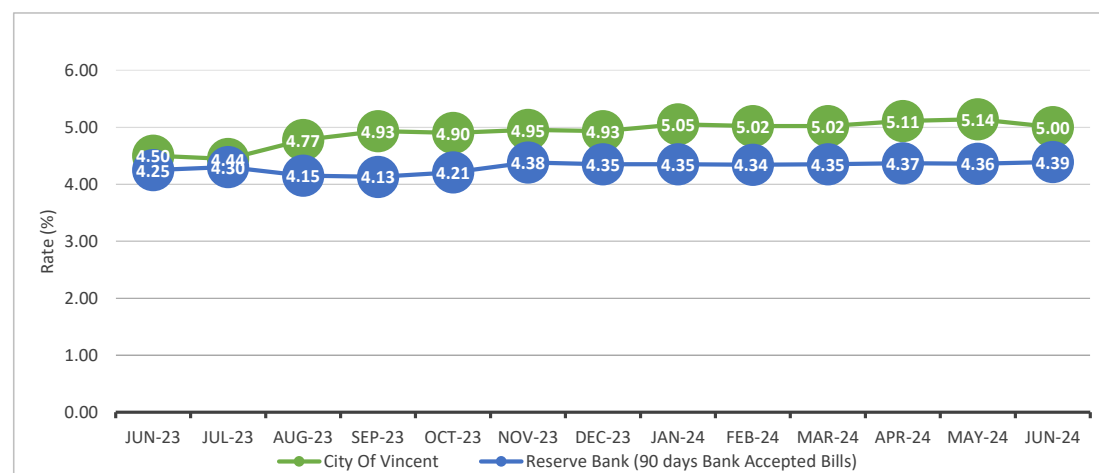
FUNDS INVESTED (TERM DEPOSITS ONLY)



INTEREST EARNINGS

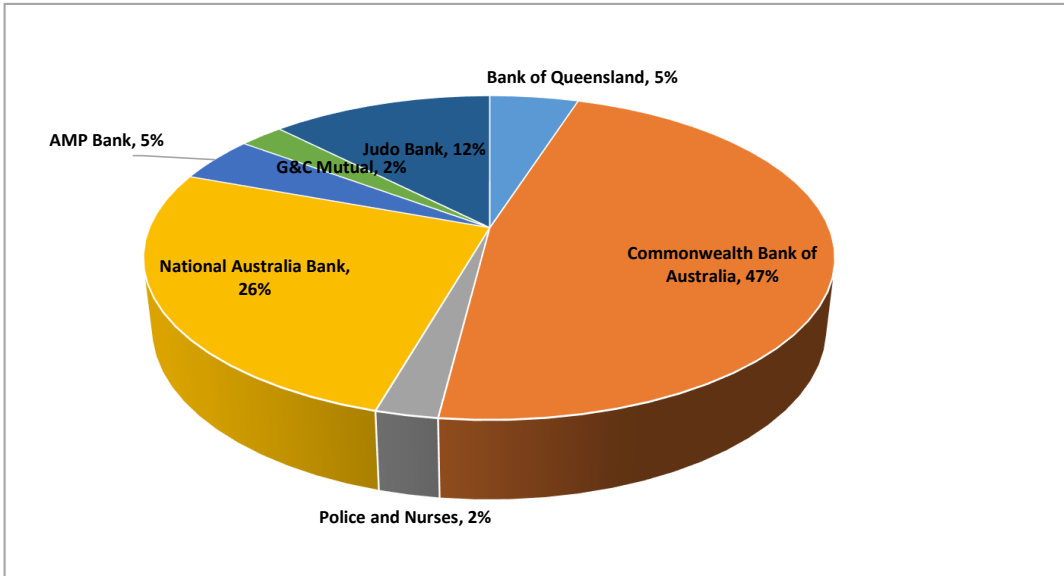


INTEREST RATE COMPARISON

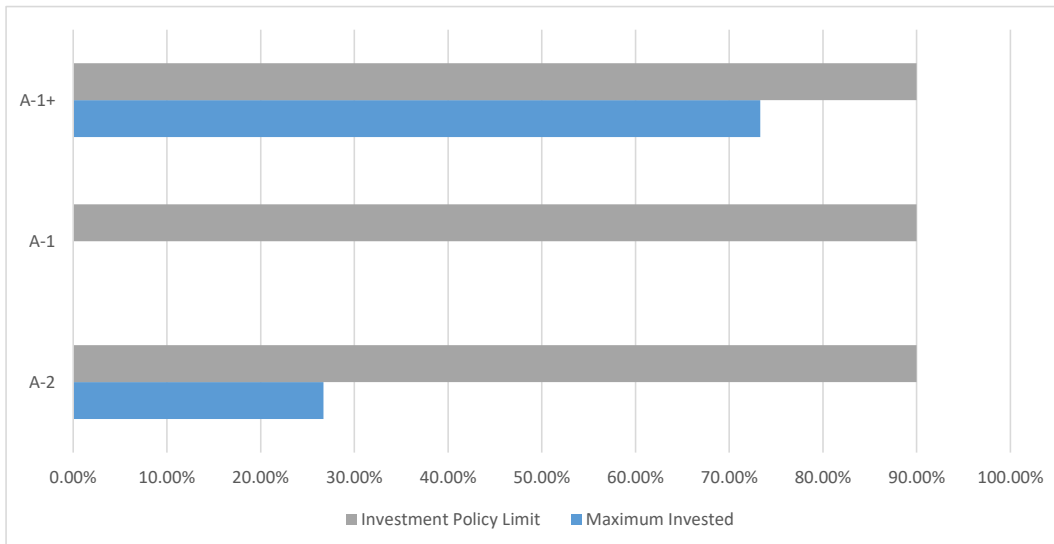


**CITY OF VINCENT
INVESTMENT POLICY COMPLIANCE
AS AT 30 JUNE 2024**

TOTAL PORTFOLIO EXPOSURE



TOATL CREDIT EXPOSURE



FOSSIL FUEL EXPOSURE

