

**CITY OF VINCENT
CURRENT INVESTMENT HOLDING
AS AT 31 JULY 2024**

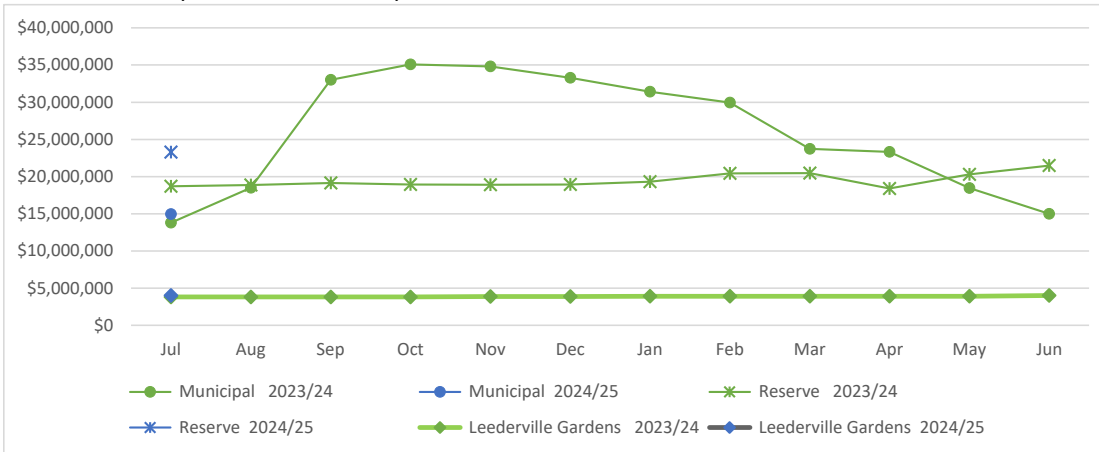
| Funds | Institution | Investment Date | Maturity Date | Interest Rate | Principal \$ |
|---------------------------------------|--------------------------------|------------------------|----------------------|----------------------|---------------------|
| <u>OPERATING ACCOUNTS</u> | | | | | |
| Municipal | Commonwealth Bank of Australia | Ongoing | | 4.10% | 5,153,504 |
| Municipal | Commonwealth Bank of Australia | Ongoing | | 4.35% | 812,575 |
| Reserve | Commonwealth Bank of Australia | Ongoing | | 4.10% | 4,492,325 |
| Leederville Gardens Inc Surplus Trust | Commonwealth Bank of Australia | Ongoing | | 4.10% | 2,167,750 |
| Total Operating Funds | | | | | 12,626,154 |
| <u>TERM DEPOSITS</u> | | | | | |
| Leederville Gardens Inc Surplus Trust | AMP Bank | 19/12/2023 | 18/12/2024 | 5.25% | 888,691 |
| Leederville Gardens Inc Surplus Trust | AMP Bank | 24/01/2024 | 23/01/2025 | 4.95% | 949,727 |
| Municipal | Police and Nurses | 1/11/2023 | 31/10/2024 | 5.50% | 1,000,000 |
| Municipal | National Australia Bank | 23/01/2024 | 22/01/2025 | 5.10% | 3,000,000 |
| Municipal | Judo Bank | 5/04/2024 | 4/10/2024 | 5.15% | 2,000,000 |
| Municipal | Commonwealth Bank of Australia | 9/05/2024 | 9/05/2025 | 4.99% | 3,000,000 |
| Reserve | Bank of Queensland | 30/04/2024 | 29/04/2025 | 5.10% | 2,000,000 |
| Reserve | G&C Mutual | 9/05/2024 | 9/05/2025 | 5.35% | 1,000,000 |
| Reserve | National Australia Bank | 30/04/2024 | 29/04/2025 | 5.20% | 2,600,000 |
| Reserve | Judo Bank | 5/04/2024 | 4/10/2024 | 5.15% | 3,000,000 |
| Reserve | Commonwealth Bank of Australia | 9/08/2023 | 8/08/2024 | 5.55% | 5,200,000 |
| Reserve | National Australia Bank | 23/01/2024 | 22/01/2025 | 5.10% | 5,000,000 |
| Total Term Deposits | | | | | 29,638,418 |
| Total Funds available | | | | | 42,264,572 |

**CITY OF VINCENT
INVESTMENT PORTFOLIO
AS AT 31 JULY 2024**

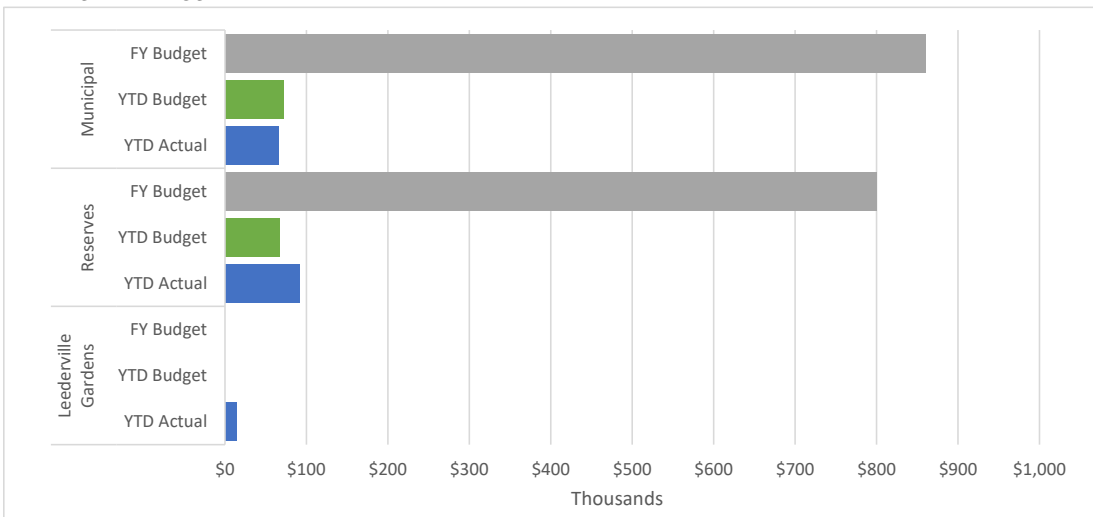
| | Municipal | Reserve | Leederville Gardens Inc Surplus Trust | Total | Total |
|---|-------------------|-------------------|---|-------------------|---------------|
| | \$ | \$ | \$ | \$ | % |
| BY INVESTMENT HOLDINGS | | | | | |
| Municipal Account | 5,153,504 | 4,492,325 | 2,167,750 | 11,813,579 | 28.0% |
| Online Saver | 812,575 | 0 | 0 | 812,575 | 1.9% |
| Term Deposits | 9,000,000 | 18,800,000 | 1,838,418 | 29,638,418 | 70.1% |
| | 14,966,079 | 23,292,325 | 4,006,168 | 42,264,572 | 100.0% |
| BY INSTITUTION | | | | | |
| Bank of Queensland | 0 | 2,000,000 | 0 | 2,000,000 | 4.7% |
| Commonwealth Bank of Australia | 8,966,079 | 9,692,325 | 2,167,750 | 20,826,154 | 49.3% |
| National Australia Bank | 3,000,000 | 7,600,000 | 0 | 10,600,000 | 25.1% |
| AMP Bank | 0 | 0 | 1,838,418 | 1,838,418 | 4.4% |
| Judo Bank | 2,000,000 | 3,000,000 | 0 | 5,000,000 | 11.8% |
| G&C Mutual | 0 | 1,000,000 | 0 | 1,000,000 | 2.4% |
| Police and Nurses | 1,000,000 | 0 | 0 | 1,000,000 | 2.4% |
| | 14,966,079 | 23,292,325 | 4,006,168 | 42,264,572 | 100.0% |
| BY CREDIT RATINGS (SHORT-TERM ISSUE) | | | | | |
| A-1+ | 11,966,079 | 17,292,325 | 2,167,750 | 31,426,154 | 74.4% |
| A-2 | 3,000,000 | 6,000,000 | 1,838,418 | 10,838,418 | 25.6% |
| | 14,966,079 | 23,292,325 | 4,006,168 | 42,264,572 | 100.0% |
| BY TERMS | | | | | |
| 0-30 days | 5,966,079 | 4,492,325 | 2,167,750 | 12,626,154 | 29.9% |
| 181-270 days | 2,000,000 | 3,000,000 | 0 | 5,000,000 | 11.8% |
| 271-365 days | 7,000,000 | 15,800,000 | 1,838,418 | 24,638,418 | 58.3% |
| | 14,966,079 | 23,292,325 | 4,006,168 | 42,264,572 | 100.0% |
| BY MATURITY | | | | | |
| 0-30 days | 5,966,079 | 9,692,325 | 2,167,750 | 17,826,154 | 42.2% |
| 31-90 days | 2,000,000 | 3,000,000 | 0 | 5,000,000 | 11.8% |
| 91-180 days | 4,000,000 | 5,000,000 | 1,838,418 | 10,838,418 | 25.6% |
| 271-365 days | 3,000,000 | 5,600,000 | 0 | 8,600,000 | 20.4% |
| | 14,966,079 | 23,292,325 | 4,006,168 | 42,264,572 | 100.0% |
| BY FOSSIL FUEL EXPOSURE | | | | | |
| Fossil Fuel Investments | 11,966,079 | 17,292,325 | 4,006,168 | 33,264,572 | 78.7% |
| Non Fossil Fuel Investments | 3,000,000 | 6,000,000 | 0 | 9,000,000 | 21.3% |
| | 14,966,079 | 23,292,325 | 4,006,168 | 42,264,572 | 100.0% |

**CITY OF VINCENT
INVESTMENT PERFORMANCE
AS AT 31 JULY 2024**

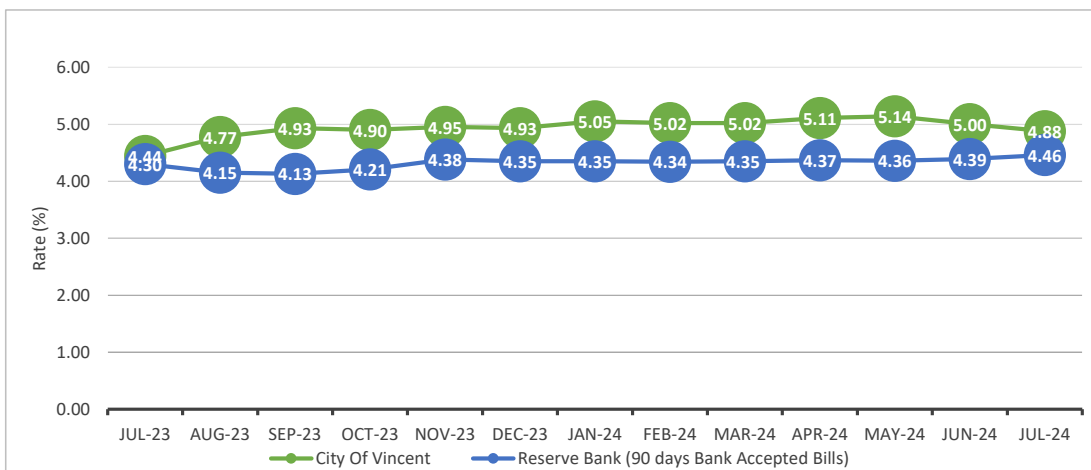
FUNDS INVESTED (TERM DEPOSITS ONLY)



INTEREST EARNINGS

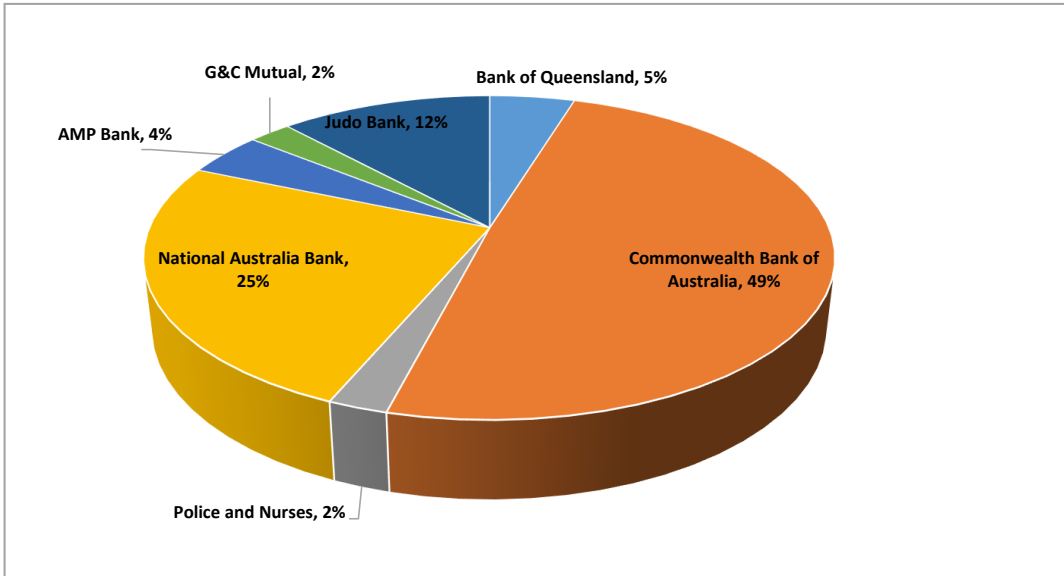


INTEREST RATE COMPARISON

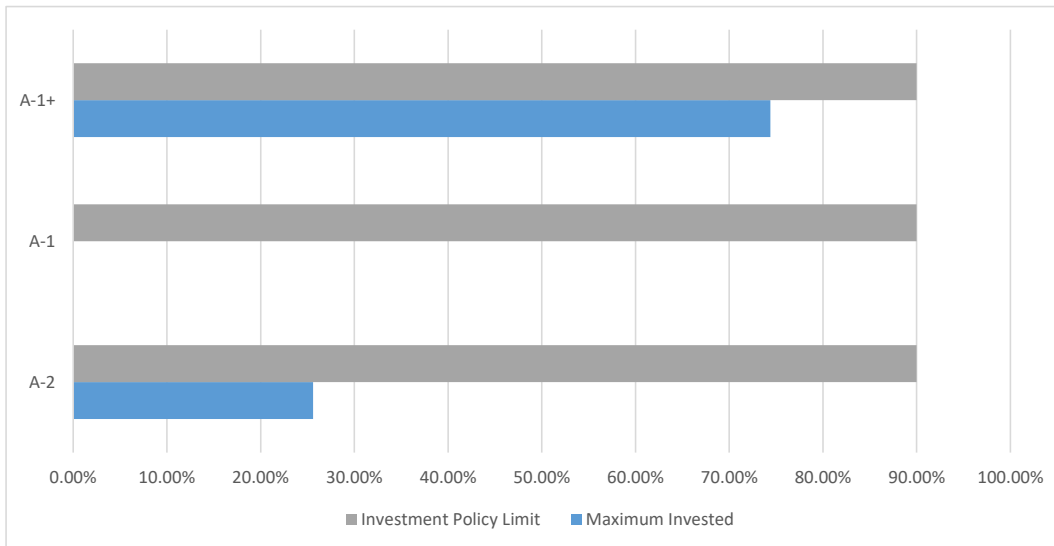


**CITY OF VINCENT
INVESTMENT POLICY COMPLIANCE
AS AT 31 JULY 2024**

TOTAL PORTFOLIO EXPOSURE



TOATL CREDIT EXPOSURE



FOSSIL FUEL EXPOSURE

