

**CITY OF VINCENT
CURRENT INVESTMENT HOLDING
AS AT 30 SEPTEMBER 2024**

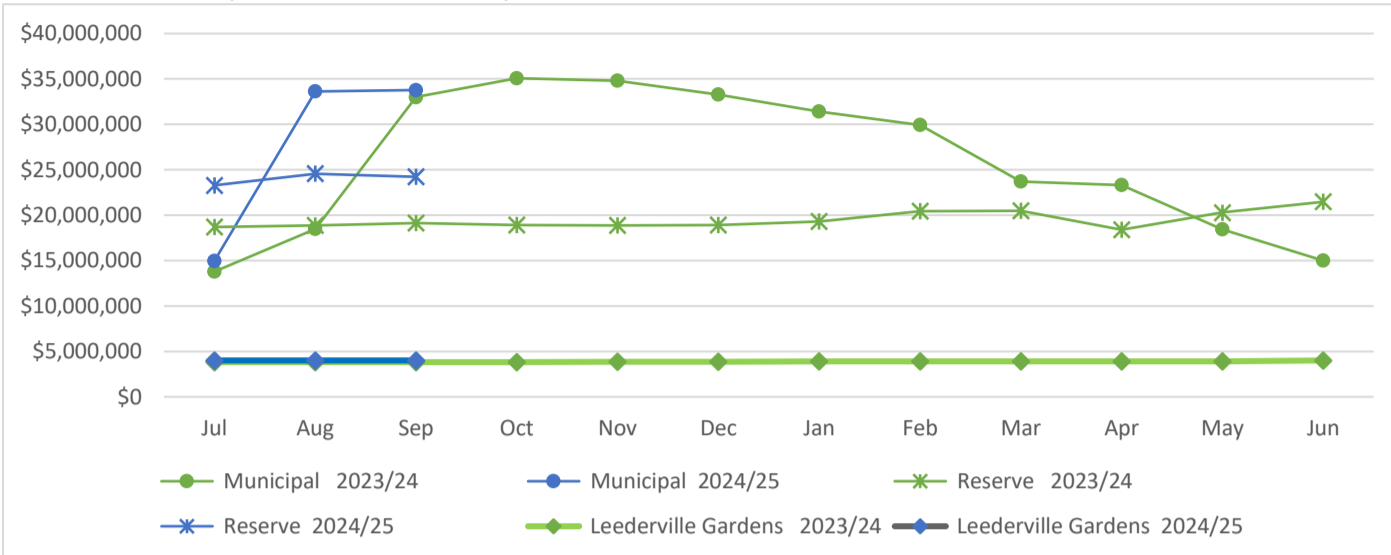
Funds	Institution	Investment Date	Maturity Date	Interest Rate	Principal \$
<u>OPERATING ACCOUNTS</u>					
Municipal	Commonwealth Bank of Australia	Ongoing		4.10%	2,955,196
Municipal	Commonwealth Bank of Australia	Ongoing		4.35%	4,827,861
Reserve	Commonwealth Bank of Australia	Ongoing		4.10%	622,498
Total Operating Funds					8,405,556
<u>TERM DEPOSITS</u>					
Leederville Gardens Inc Surplus Trust	AMP Bank	19/12/2023	18/12/2024	5.25%	888,691
Leederville Gardens Inc Surplus Trust	AMP Bank	24/01/2024	23/01/2025	4.95%	949,727
Leederville Gardens Inc Surplus Trust	National Australia Bank	22/08/2024	22/08/2025	4.95%	2,167,750
Municipal	Police and Nurses	1/11/2023	31/10/2024	5.50%	1,000,000
Municipal	National Australia Bank	23/01/2024	22/01/2025	5.10%	3,000,000
Municipal	Judo Bank	5/04/2024	4/10/2024	5.15%	2,000,000
Municipal	Commonwealth Bank of Australia	9/05/2024	9/05/2025	4.99%	3,000,000
Municipal	Bendigo and Adelaide Bank	22/08/2024	2/12/2024	4.68%	4,000,000
Municipal	Commonwealth Bank of Australia	30/09/2024	3/02/2025	4.83%	3,000,000
Municipal	Commonwealth Bank of Australia	30/09/2024	3/03/2025	4.80%	4,000,000
Municipal	AMP Bank	22/08/2024	10/06/2025	5.02%	4,000,000
Reserve	National Australia Bank	23/01/2024	22/01/2025	5.10%	5,000,000
Reserve	Judo Bank	5/04/2024	4/10/2024	5.15%	3,000,000
Reserve	Bank of Queensland	30/04/2024	29/04/2025	5.10%	2,000,000
Reserve	National Australia Bank	30/09/2024	1/04/2025	5.00%	2,000,000
Reserve	National Australia Bank	30/04/2024	29/04/2025	5.20%	2,600,000
Reserve	AMP Bank	23/08/2024	20/02/2025	5.00%	3,000,000
Reserve	Commonwealth Bank of Australia	22/08/2024	20/02/2025	4.74%	2,000,000
Reserve	National Australia Bank	22/08/2024	22/08/2025	4.95%	1,000,000
Reserve	Commonwealth Bank of Australia	22/08/2024	22/08/2025	4.75%	4,000,000
Reserve	G&C Mutual	9/05/2024	9/05/2025	5.35%	1,000,000
Total Term Deposits					53,606,168
Total Funds available					62,011,724

**CITY OF VINCENT
INVESTMENT PORTFOLIO
AS AT 30 SEPTEMBER 2024**

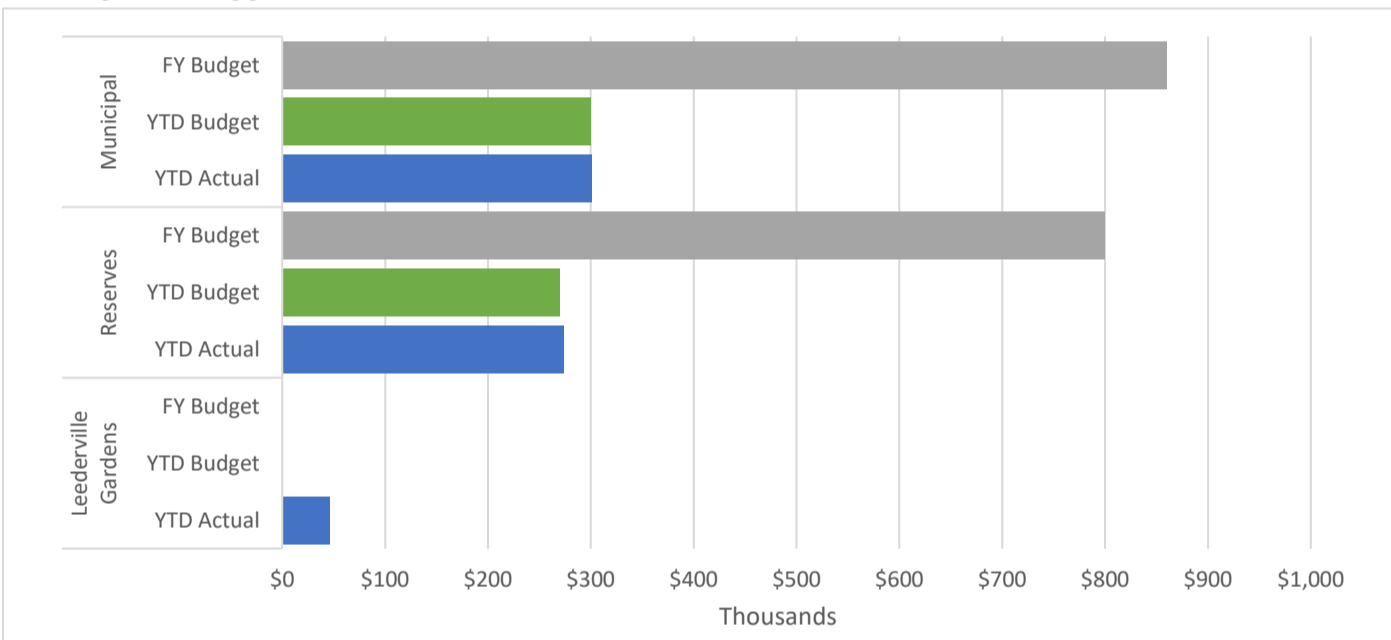
	Municipal	Reserve	Leederville Gardens Inc Surplus Trust	Total	Total
	\$	\$	\$	\$	%
BY INVESTMENT HOLDINGS					
Municipal Account	2,955,196	622,498	0	3,577,694	5.8%
Online Saver	4,827,861	0	0	4,827,861	7.8%
Term Deposits	26,000,000	23,600,000	4,006,168	53,606,168	86.4%
	33,783,058	24,222,498	4,006,168	62,011,724	100.0%
BY INSTITUTION					
Bank of Queensland	0	2,000,000	0	2,000,000	3.2%
Bendigo and Adelaide Bank	4,000,000	0	0	4,000,000	6.5%
Commonwealth Bank of Australia	17,783,058	6,622,498	0	24,405,556	39.4%
National Australia Bank	5,000,000	8,600,000	2,167,750	15,767,750	25.4%
AMP Bank	4,000,000	3,000,000	1,838,418	8,838,418	14.3%
Judo Bank	2,000,000	3,000,000	0	5,000,000	8.1%
G&C Mutual	0	1,000,000	0	1,000,000	1.6%
Police and Nurses	1,000,000	0	0	1,000,000	1.6%
	33,783,058	24,222,498	4,006,168	62,011,724	100.0%
BY CREDIT RATINGS (SHORT-TERM ISSUE)					
A-1+	22,783,058	15,222,498	2,167,750	40,173,306	64.8%
A-2	11,000,000	9,000,000	1,838,418	21,838,418	35.2%
	33,783,058	24,222,498	4,006,168	62,011,724	100.0%
BY TERMS					
0-30 days	7,783,058	622,498	0	8,405,556	13.6%
91-180 days	11,000,000	0	0	11,000,000	17.7%
181-270 days	4,000,000	8,000,000	0	12,000,000	19.3%
271-365 days	11,000,000	15,600,000	4,006,168	30,606,168	49.4%
	33,783,058	24,222,498	4,006,168	62,011,724	100.0%
BY MATURITY					
0-30 days	9,783,058	3,622,498	0	13,405,556	21.6%
31-90 days	5,000,000	0	888,691	5,888,691	9.5%
91-180 days	10,000,000	10,000,000	949,727	20,949,727	33.8%
181-270 days	9,000,000	5,600,000	0	14,600,000	23.5%
271-365 days	0	5,000,000	2,167,750	7,167,750	11.6%
	33,783,058	24,222,498	4,006,168	62,011,724	100.0%
BY FOSSIL FUEL EXPOSURE					
Fossil Fuel Investments	26,783,058	18,222,498	4,006,168	49,011,724	79.0%
Non Fossil Fuel Investments	7,000,000	6,000,000	0	13,000,000	21.0%
	33,783,058	24,222,498	4,006,168	62,011,724	100.0%

**CITY OF VINCENT
INVESTMENT PERFORMANCE
AS AT 30 SEPTEMBER 2024**

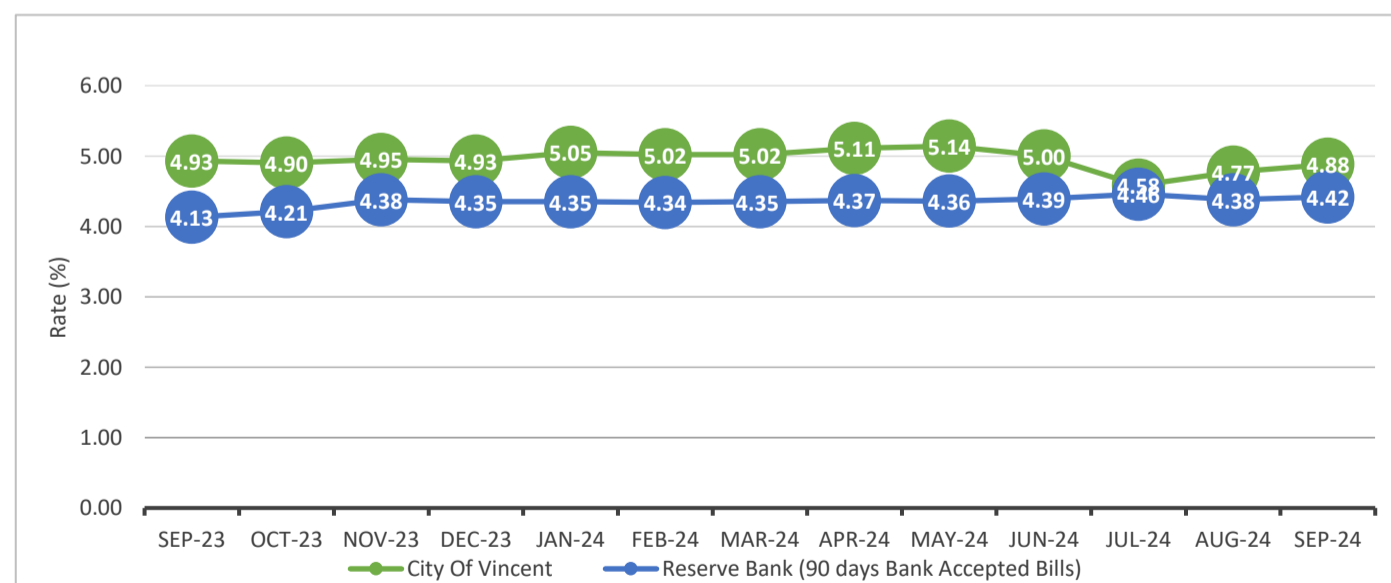
FUNDS INVESTED (TERM DEPOSITS ONLY)



INTEREST EARNINGS

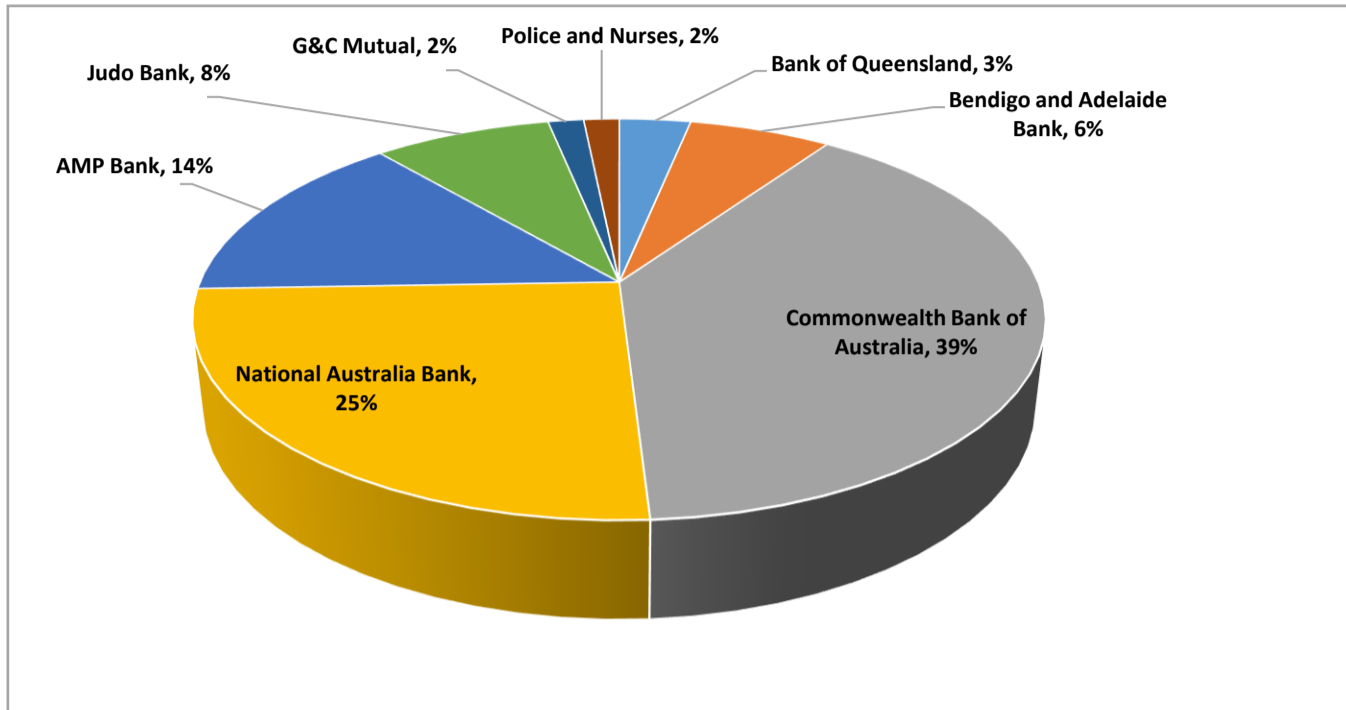


INTEREST RATE COMPARISON

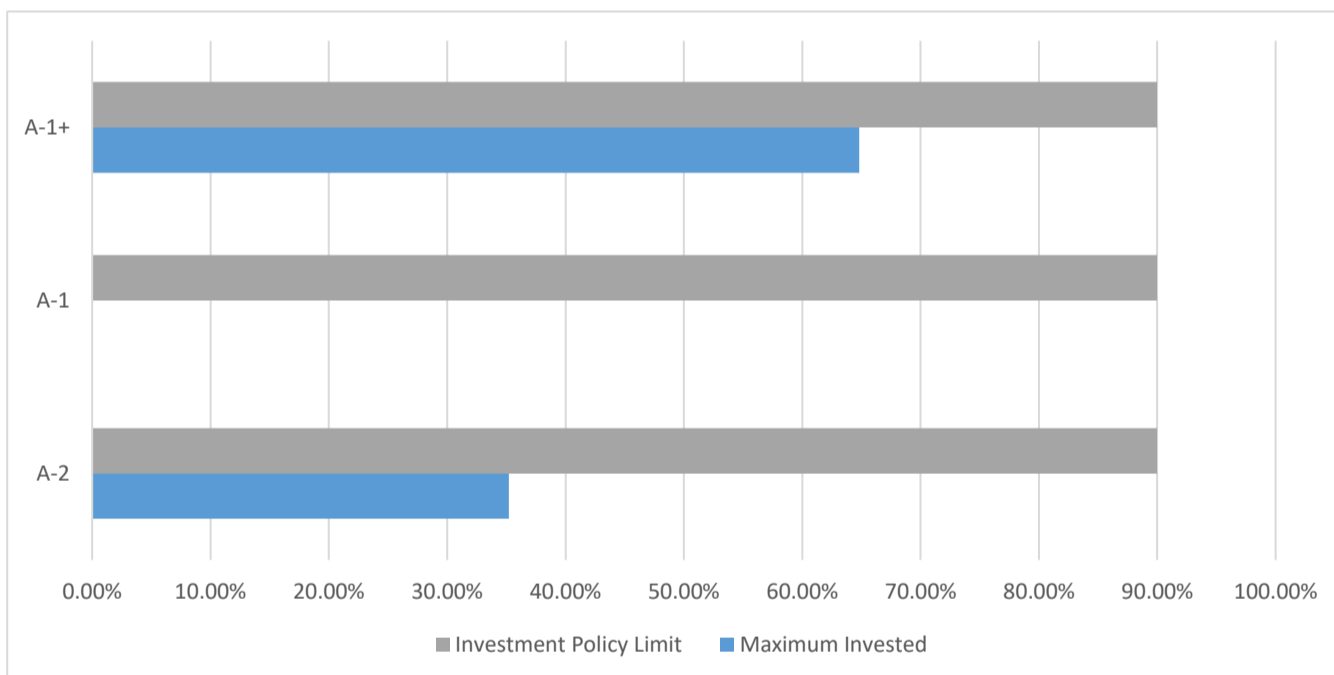


**CITY OF VINCENT
INVESTMENT POLICY COMPLIANCE
AS AT 30 SEPTEMBER 2024**

TOTAL PORTFOLIO EXPOSURE



TOATL CREDIT EXPOSURE



FOSSIL FUEL EXPOSURE

