

**CITY OF VINCENT
CURRENT INVESTMENT HOLDING
AS AT 31 OCTOBER 2024**

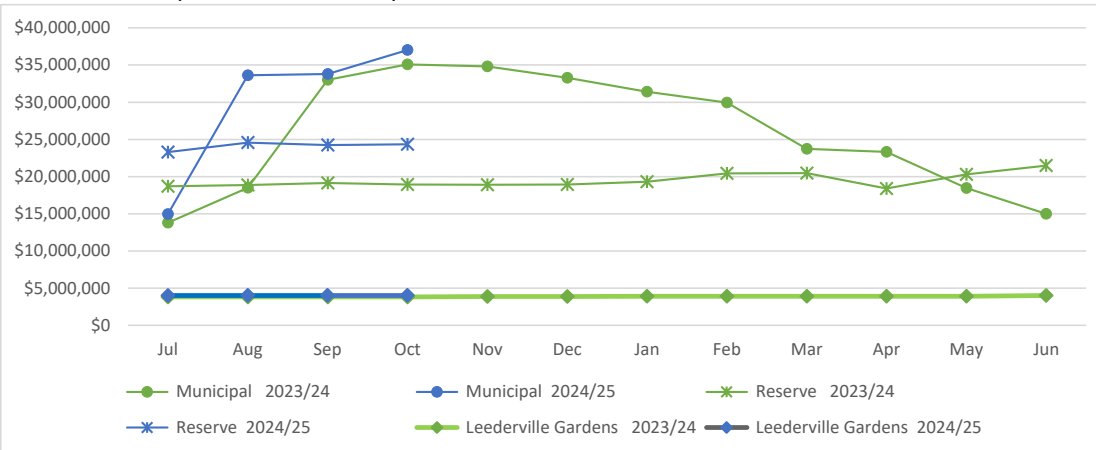
Funds	Institution	Investment Date	Maturity Date	Interest Rate	Principal \$
<u>OPERATING ACCOUNTS</u>					
Municipal	Commonwealth Bank of Australia	Ongoing		4.10%	9,165,722
Municipal	Commonwealth Bank of Australia	Ongoing		4.25%	4,846,453
Reserve	Commonwealth Bank of Australia	Ongoing		4.10%	3,740,689
Total Operating Funds					17,752,864
<u>TERM DEPOSITS</u>					
Leederville Gardens Inc Surplus Trust	AMP Bank	19/12/2023	18/12/2024	5.25%	888,691
Leederville Gardens Inc Surplus Trust	AMP Bank	24/01/2024	23/01/2025	4.95%	949,727
Leederville Gardens Inc Surplus Trust	National Australia Bank	22/08/2024	22/08/2025	4.95%	2,167,750
Municipal	Bendigo and Adelaide Bank	22/08/2024	2/12/2024	4.68%	4,000,000
Municipal	National Australia Bank	23/01/2024	22/01/2025	5.10%	3,000,000
Municipal	Commonwealth Bank of Australia	30/09/2024	3/02/2025	4.83%	3,000,000
Municipal	Commonwealth Bank of Australia	30/09/2024	3/03/2025	4.80%	4,000,000
Municipal	National Australia Bank	30/09/2024	1/04/2025	5.00%	2,000,000
Municipal	Commonwealth Bank of Australia	9/05/2024	9/05/2025	4.99%	3,000,000
Municipal	AMP Bank	22/08/2024	10/06/2025	5.02%	4,000,000
Reserve	National Australia Bank	23/01/2024	22/01/2025	5.10%	5,000,000
Reserve	AMP Bank	23/08/2024	20/02/2025	5.00%	3,000,000
Reserve	Commonwealth Bank of Australia	22/08/2024	20/02/2025	4.74%	2,000,000
Reserve	Bank of Queensland	30/04/2024	29/04/2025	5.10%	2,000,000
Reserve	National Australia Bank	30/04/2024	29/04/2025	5.20%	2,600,000
Reserve	G&C Mutual	9/05/2024	9/05/2025	5.35%	1,000,000
Reserve	National Australia Bank	22/08/2024	22/08/2025	4.95%	1,000,000
Reserve	Commonwealth Bank of Australia	22/08/2024	22/08/2025	4.75%	4,000,000
Total Term Deposits					47,606,168
Total Funds available					65,359,032

**CITY OF VINCENT
INVESTMENT PORTFOLIO
AS AT 31 OCTOBER 2024**

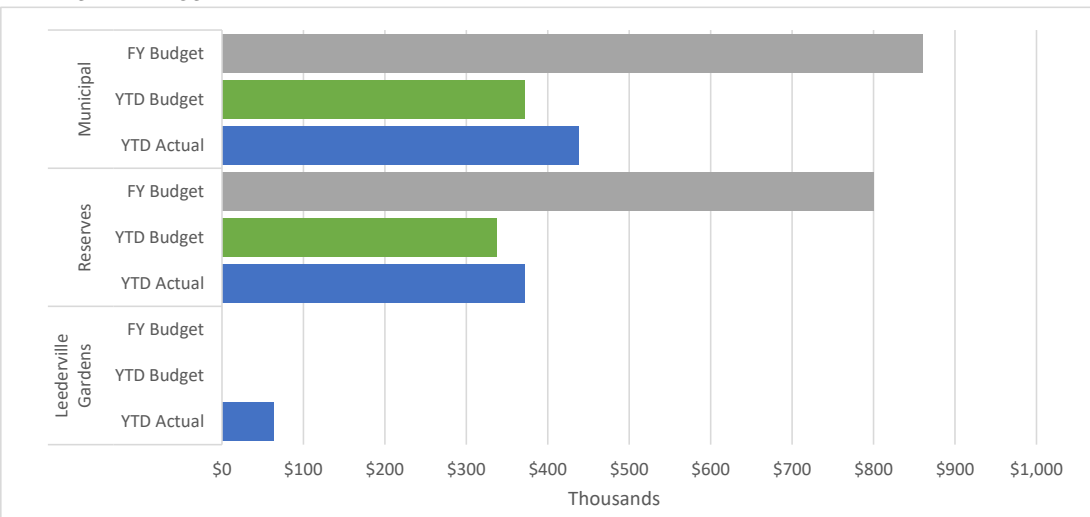
	Municipal	Reserve	Leederville Gardens Inc Surplus Trust	Total	Total
	\$	\$	\$	\$	%
BY INVESTMENT HOLDINGS					
Municipal Account	9,165,722	3,740,689	0	12,906,411	19.7%
Online Saver	4,846,453	0	0	4,846,453	7.4%
Term Deposits	23,000,000	20,600,000	4,006,168	47,606,168	72.9%
	37,012,175	24,340,689	4,006,168	65,359,032	100.0%
BY INSTITUTION					
Bank of Queensland	0	2,000,000	0	2,000,000	3.1%
Bendigo and Adelaide Bank	4,000,000	0	0	4,000,000	6.1%
Commonwealth Bank of Australia	24,012,175	9,740,689	0	33,752,864	51.6%
National Australia Bank	5,000,000	8,600,000	2,167,750	15,767,750	24.1%
AMP Bank	4,000,000	3,000,000	1,838,418	8,838,418	13.5%
G&C Mutual	0	1,000,000	0	1,000,000	1.5%
	37,012,175	24,340,689	4,006,168	65,359,032	100.0%
BY CREDIT RATINGS (SHORT-TERM ISSUE)					
A-1+	29,012,175	18,340,689	2,167,750	49,520,614	75.8%
A-2	8,000,000	6,000,000	1,838,418	15,838,418	24.2%
	37,012,175	24,340,689	4,006,168	65,359,032	100.0%
BY TERMS					
0-30 days	14,012,175	3,740,689	0	17,752,864	27.2%
91-180 days	11,000,000	0	0	11,000,000	16.8%
181-270 days	2,000,000	5,000,000	0	7,000,000	10.7%
271-365 days	10,000,000	15,600,000	4,006,168	29,606,168	45.3%
	37,012,175	24,340,689	4,006,168	65,359,032	100.0%
BY MATURITY					
0-30 days	14,012,175	3,740,689	0	17,752,864	27.2%
31-90 days	7,000,000	5,000,000	1,838,418	13,838,418	21.2%
91-180 days	9,000,000	9,600,000	0	18,600,000	28.5%
181-270 days	7,000,000	1,000,000	0	8,000,000	12.2%
271-365 days	0	5,000,000	2,167,750	7,167,750	11.0%
	37,012,175	24,340,689	4,006,168	65,359,032	100.0%
BY FOSSIL FUEL EXPOSURE					
Fossil Fuel Investments	33,012,175	21,340,689	4,006,168	58,359,032	89.3%
Non Fossil Fuel Investments	4,000,000	3,000,000	0	7,000,000	10.7%
	37,012,175	24,340,689	4,006,168	65,359,032	100.0%

**CITY OF VINCENT
INVESTMENT PERFORMANCE
AS AT 31 OCTOBER 2024**

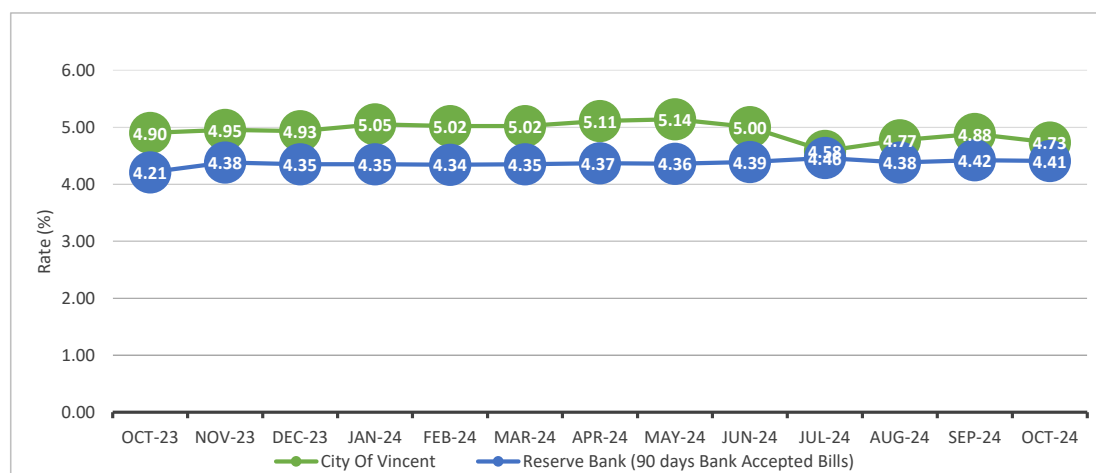
FUNDS INVESTED (TERM DEPOSITS ONLY)



INTEREST EARNINGS

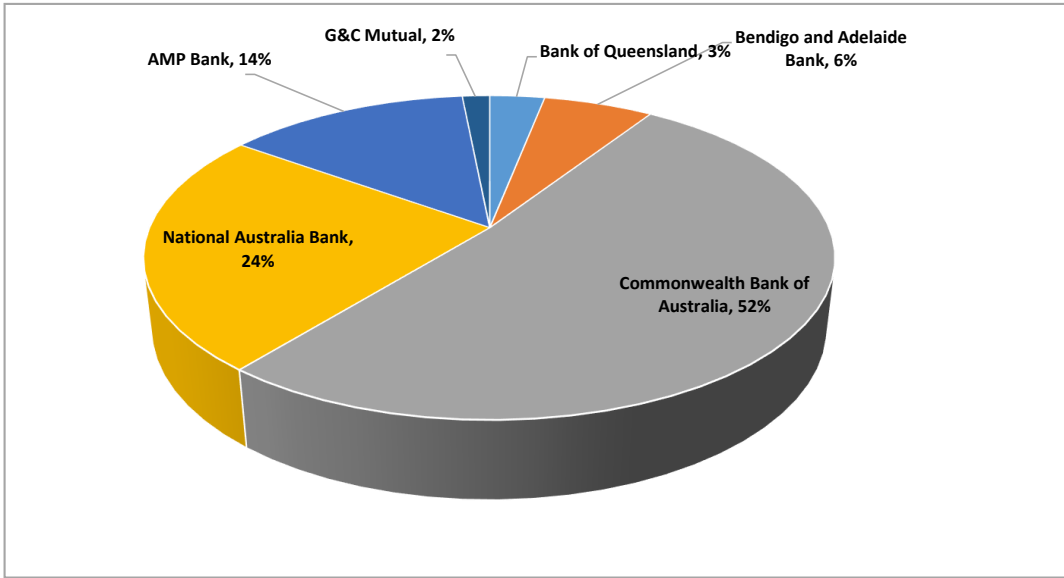


INTEREST RATE COMPARISON

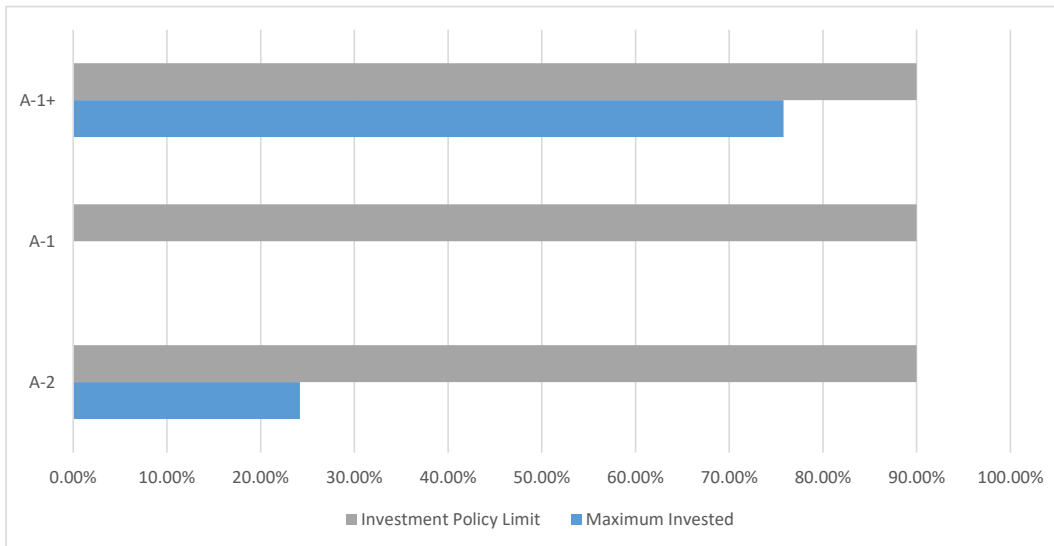


**CITY OF VINCENT
INVESTMENT POLICY COMPLIANCE
AS AT 31 OCTOBER 2024**

TOTAL PORTFOLIO EXPOSURE



TOATL CREDIT EXPOSURE



FOSSIL FUEL EXPOSURE

