

**CITY OF VINCENT
CURRENT INVESTMENT HOLDING
AS AT 31 JANUARY 2025**

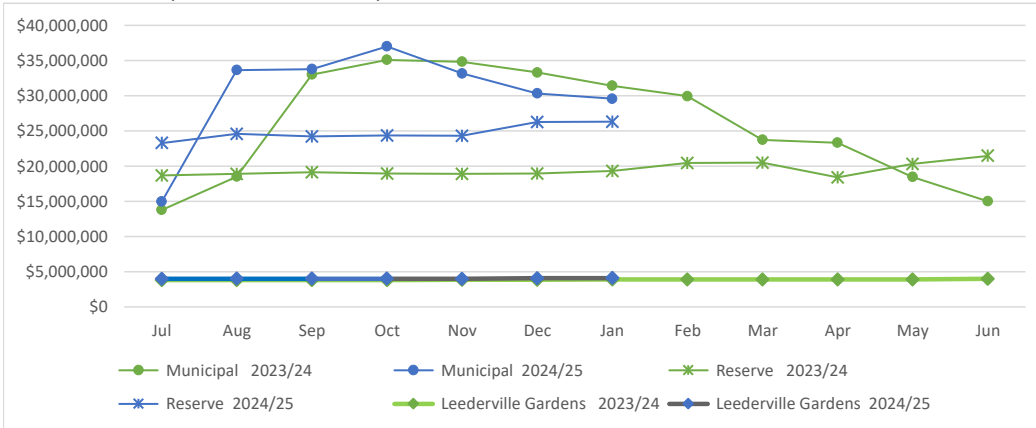
Funds	Institution	Investment Date	Maturity Date	Interest Rate	Principal \$
<u>OPERATING ACCOUNTS</u>					
Municipal	Commonwealth Bank of Australia	Ongoing		4.10%	2,172,597
Municipal	Commonwealth Bank of Australia	Ongoing		4.25%	2,395,034
Reserve	Commonwealth Bank of Australia	Ongoing		4.10%	717,392
Total Operating Funds					5,285,024
<u>TERM DEPOSITS</u>					
Leederville Gardens Inc Surplus Trust	National Australia Bank	22/08/2024	22/08/2025	4.95%	2,167,750
Leederville Gardens Inc Surplus Trust	AMP Bank	18/12/2024	17/12/2025	5.10%	935,347
Leederville Gardens Inc Surplus Trust	AMP Bank	24/01/2025	23/01/2026	4.95%	996,738
Municipal	Commonwealth Bank of Australia	30/09/2024	3/02/2025	4.83%	3,000,000
Municipal	Commonwealth Bank of Australia	30/09/2024	3/03/2025	4.80%	4,000,000
Municipal	National Australia Bank	30/09/2024	1/04/2025	5.00%	2,000,000
Municipal	Beyond Bank	7/11/2024	7/04/2025	5.05%	3,000,000
Municipal	Commonwealth Bank of Australia	9/05/2024	9/05/2025	4.99%	3,000,000
Municipal	Beyond Bank	7/11/2024	10/05/2025	5.10%	3,000,000
Municipal	AMP Bank	22/08/2024	10/06/2025	5.02%	4,000,000
Municipal	Bendigo and Adelaide Bank	24/01/2025	23/07/2025	4.90%	3,000,000
Municipal	AMP Bank	24/01/2025	23/01/2026	4.95%	3,000,000
Reserve	Commonwealth Bank of Australia	22/08/2024	20/02/2025	4.74%	2,000,000
Reserve	Bank of Queensland	30/04/2024	29/04/2025	5.10%	2,000,000
Reserve	National Australia Bank	30/04/2024	29/04/2025	5.20%	2,600,000
Reserve	G&C Mutual	9/05/2024	9/05/2025	5.35%	1,000,000
Reserve	Judo Bank	24/01/2025	23/07/2025	4.95%	3,000,000
Reserve	Commonwealth Bank of Australia	22/08/2024	22/08/2025	4.75%	4,000,000
Reserve	National Australia Bank	22/08/2024	22/08/2025	4.95%	1,000,000
Reserve	National Australia Bank	7/11/2024	7/11/2025	5.00%	4,000,000
Reserve	National Australia Bank	24/01/2025	23/01/2026	4.85%	3,000,000
Total Term Deposits					54,699,836
Total Funds available					59,984,858

**CITY OF VINCENT
INVESTMENT PORTFOLIO
AS AT 31 JANUARY 2025**

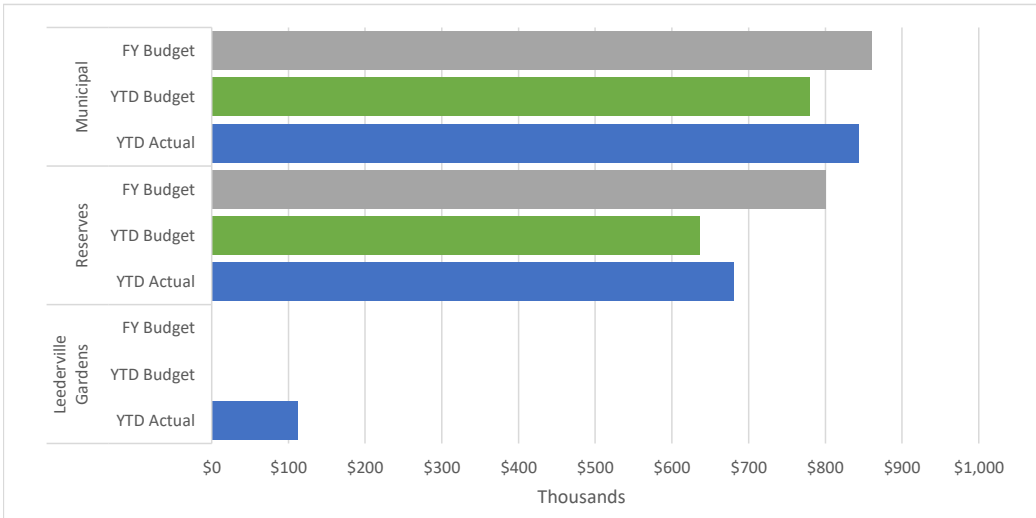
	Municipal	Reserve	Leederville Gardens Inc Surplus Trust	Total	Total
	\$	\$	\$	\$	%
BY INVESTMENT HOLDINGS					
Municipal Account	2,172,597	717,392	0	2,889,989	4.8%
Online Saver	2,395,034	0	0	2,395,034	4.0%
Term Deposits	25,000,000	25,600,000	4,099,836	54,699,836	91.2%
	29,567,632	26,317,392	4,099,836	59,984,860	100.0%
BY INSTITUTION					
Bank of Queensland	0	2,000,000	0	2,000,000	3.3%
Bendigo and Adelaide Bank	0	3,000,000	0	3,000,000	5.0%
Commonwealth Bank of Australia	14,567,632	6,717,392	0	21,285,024	35.5%
Beyond Bank	6,000,000	0	0	6,000,000	10.0%
National Australia Bank	2,000,000	10,600,000	2,167,750	14,767,750	24.6%
AMP Bank	7,000,000	0	1,932,086	8,932,086	14.9%
Judo Bank	0	3,000,000	0	3,000,000	5.0%
G&C Mutual	0	1,000,000	0	1,000,000	1.7%
	29,567,632	26,317,392	4,099,836	59,984,860	100.0%
BY CREDIT RATINGS (SHORT-TERM ISSUE)					
A-1+	16,567,632	17,317,392	2,167,750	36,052,774	60.1%
A-2	13,000,000	9,000,000	1,932,086	23,932,086	39.9%
	29,567,632	26,317,392	4,099,836	59,984,860	100.0%
BY TERMS					
0-30 days	4,567,632	717,392	0	5,285,024	8.8%
91-180 days	10,000,000	6,000,000	0	16,000,000	26.7%
181-270 days	5,000,000	2,000,000	0	7,000,000	11.7%
271-365 days	10,000,000	17,600,000	4,099,836	31,699,836	52.8%
	29,567,632	26,317,392	4,099,836	59,984,860	100.0%
BY MATURITY					
0-30 days	7,567,632	2,717,392	0	10,285,024	17.2%
31-90 days	9,000,000	4,600,000	0	13,600,000	22.7%
91-180 days	10,000,000	7,000,000	0	17,000,000	28.3%
181-270 days	0	5,000,000	2,167,750	7,167,750	12.0%
271-365 days	3,000,000	7,000,000	1,932,086	11,932,086	19.9%
	29,567,632	26,317,392	4,099,836	59,984,860	100.0%
BY FOSSIL FUEL EXPOSURE					
Fossil Fuel Investments	16,567,632	17,317,392	2,167,750	36,052,774	60.1%
Non Fossil Fuel Investments	13,000,000	9,000,000	1,932,086	23,932,086	39.9%
	29,567,632	26,317,392	4,099,836	59,984,860	100.0%

**CITY OF VINCENT
INVESTMENT PERFORMANCE
AS AT 31 JANUARY 2025**

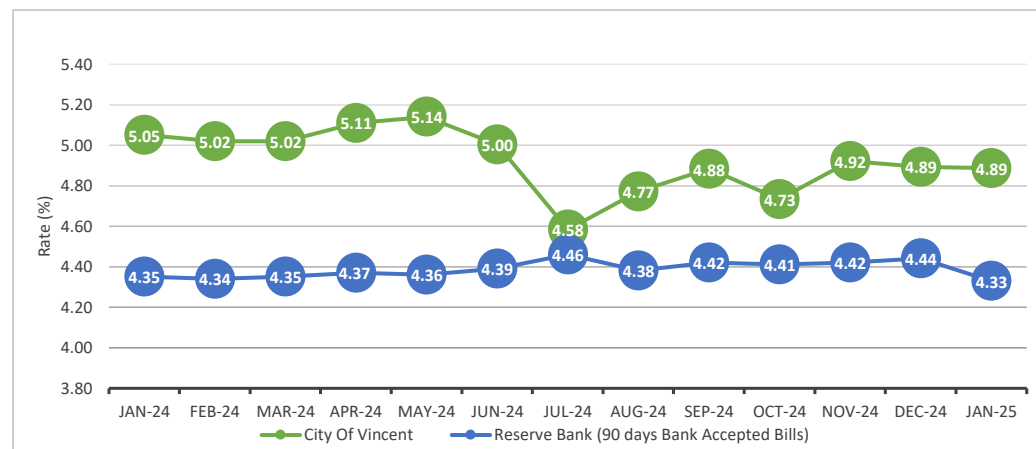
FUNDS INVESTED (TERM DEPOSITS ONLY)



INTEREST EARNINGS

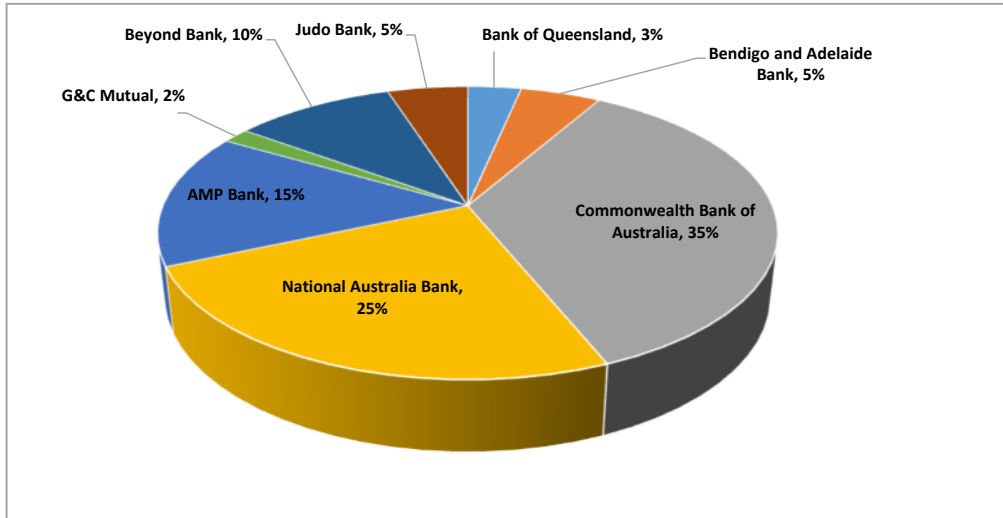


INTEREST RATE COMPARISON

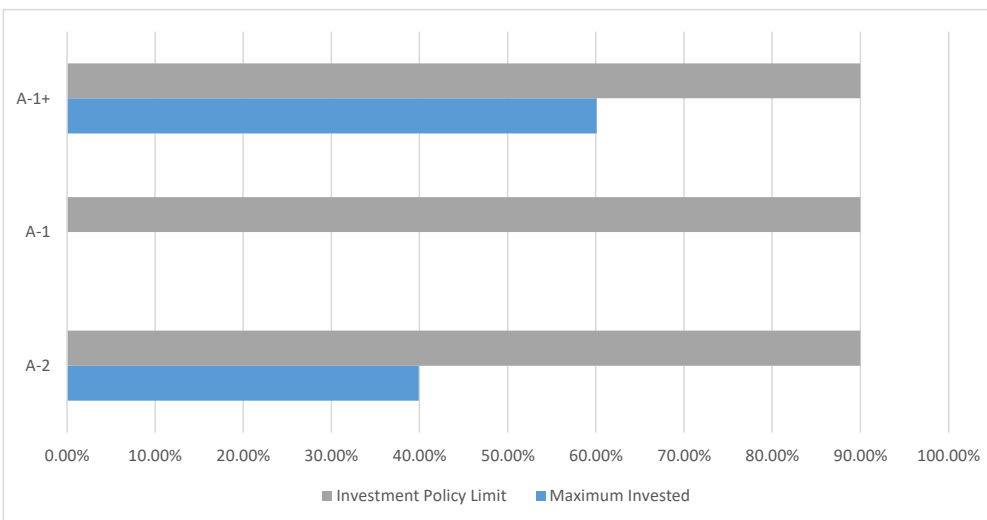


**CITY OF VINCENT
INVESTMENT POLICY COMPLIANCE
AS AT 31 JANUARY 2025**

TOTAL PORTFOLIO EXPOSURE



TOATL CREDIT EXPOSURE



FOSSIL FUEL EXPOSURE

